

MODEL:

SRW26US

SmartRack® Wall-Mount Rack Enclosure Cabinet



26 Rack Units



250 lb
Load Rating



Sturdy Steel
Construction



Locking Doors
& Side Panels



Hinged Wall
Bracket




Standard
19" Rack Width



Convenient
Cable Access



Adjustable
Mounting Rails



Ventilated for
Ample Airflow



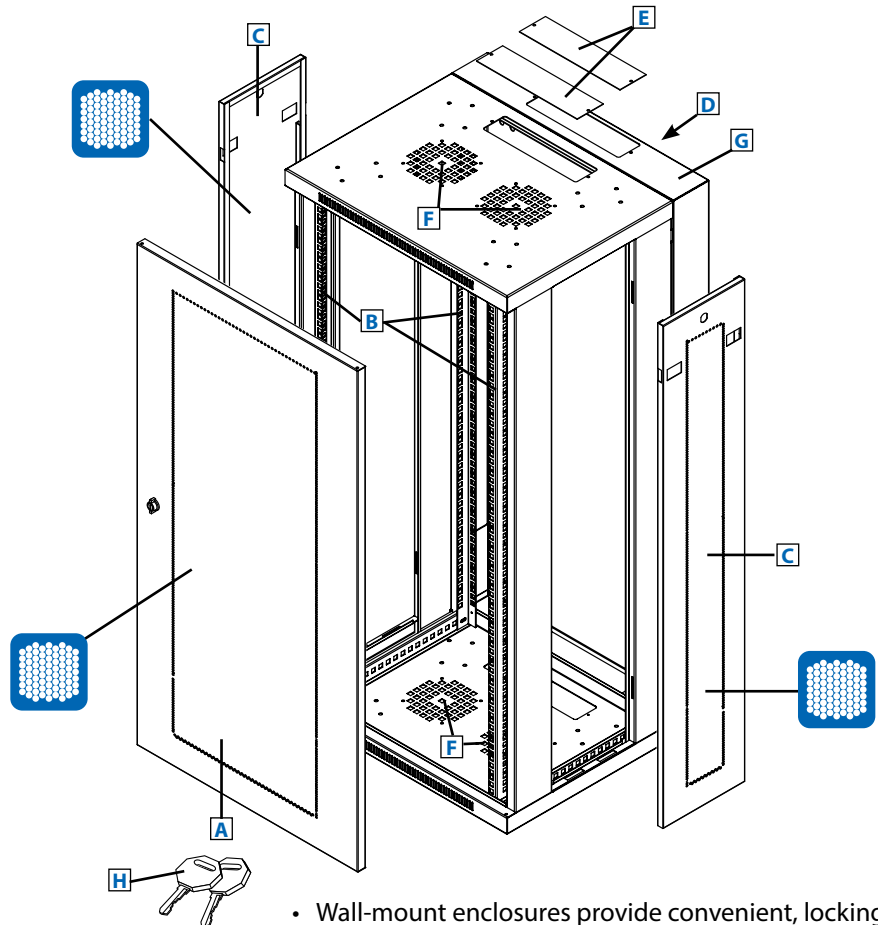
Reversible
Cabinet



Square Hole
Mounting

- A** Front Door
(Lockable/Removable/Reversible)
- B** Adjustable Mounting Rails (4)
- C** Side Panels (2)
(Lockable/Removable)
- D** Mounting Plate
(Removable. Includes mounting
hooks for cabinet.)
- E** Cable Access Port Covers (2)
(Removable)
- F** Ventilation Fan Ports (4)
(Support optional SRFANWM fan kit.)
- G** Hinged Wall Bracket
- H** Keys (2)

Also Includes: Owner's manual, mounting
plate screws (3), cabinet ground screw, pre-
installed front door ground wire and rackmount
equipment mounting hardware (12 cage nuts,
12 mounting screws, 12 nylon cup washers).



- Wall-mount enclosures provide convenient, locking storage for rackmount IT devices and other equipment that should be off the floor, out of the way and secure
- The cabinet is fully reversible, allowing installers to change door hinges from left to right by simply rotating the unit 180 degrees before mounting
- Hinged wall bracket allows cabinet to swing away from the wall for convenient access to equipment and cabling

SEE NEXT PAGE FOR DETAILED UNIT MEASUREMENTS



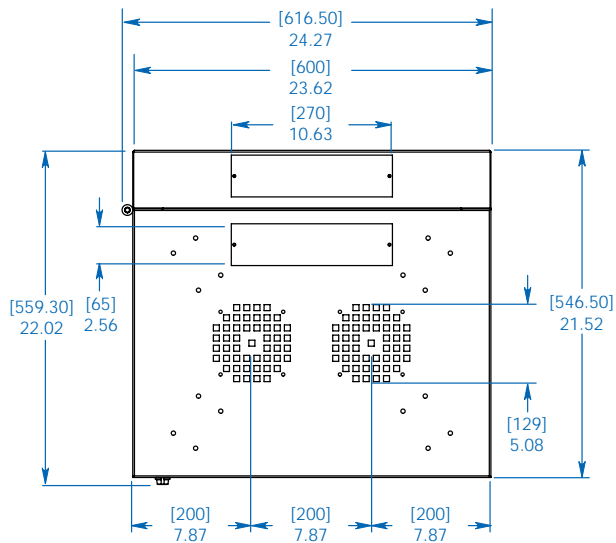
1111 W. 35th Street
Chicago, IL 60609 USA
773.869.1234
www.tripplite.com

Specifications

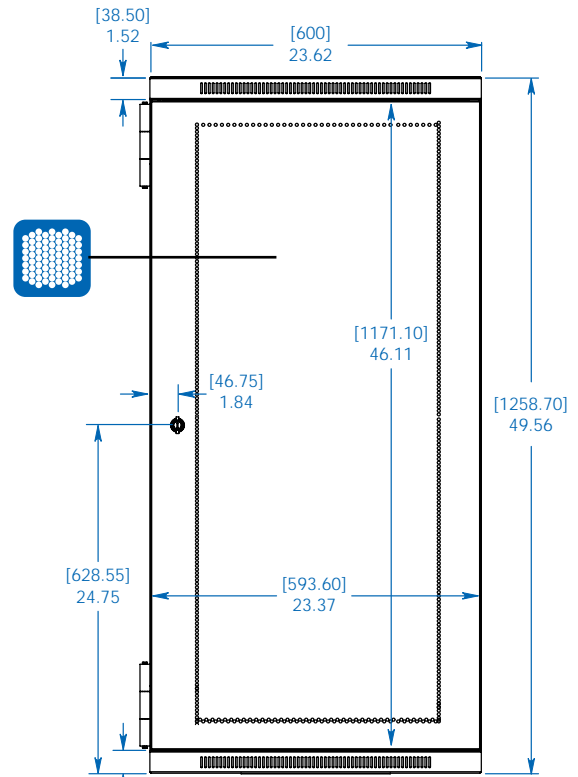
Model	SRW26US
Rack Spaces	26U
Equipment Mounting Depth	Up to 20.5 in (521 mm)
Load Rating*	250 lb (113 kg)
Unit Dimensions (H x W x D)	49.7 x 23.63 x 21.6 in (1262.4 x 600.2 x 548.6 mm)
Shipping Dimensions (H x W x D)	55.4 x 25.6 x 23.6 in (1407.2 x 650.2 x 599.4 mm)
Unit Weight	125 lb (56.6 kg)
Shipping Weight	140 lb (63.5 kg)
Regulatory Compliance	Meets EIA-310-D, IEC 60297-3-100, DIN 41494, NOM and RoHS standards; IP20 Protection Rating

* The load rating includes the combined weight of the unit and installed equipment. The unit must be mounted to a stable surface with user-supplied anchors capable of bearing the full load. Tripp Lite has a policy of continuous improvement. Specifications are subject to change without notice.

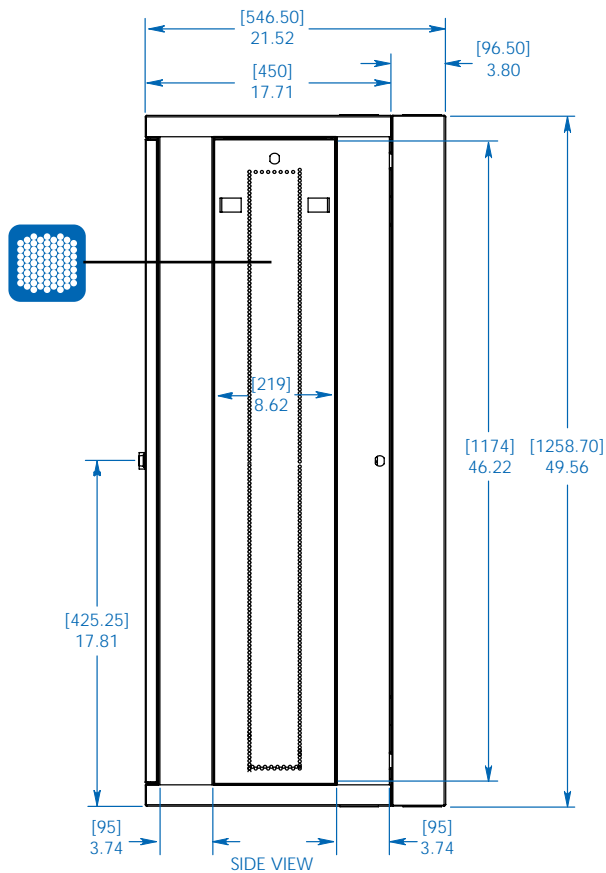




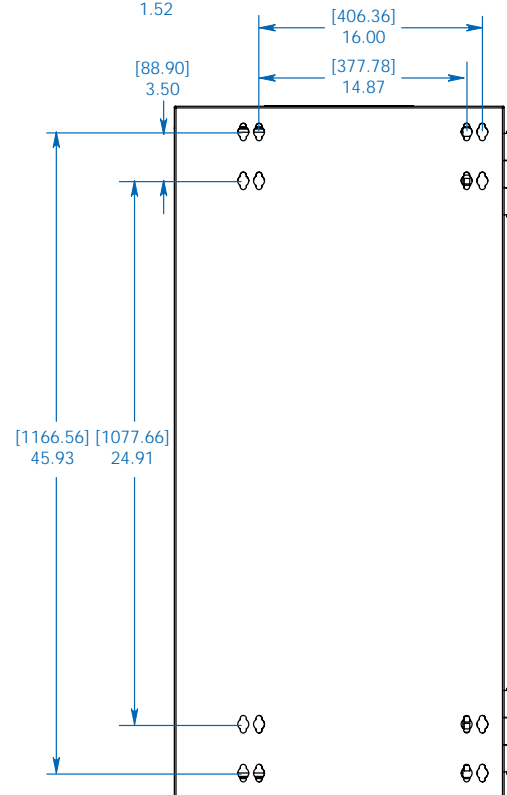
TOP/BOTTOM VIEW



FRONT VIEW



SIDE VIEW



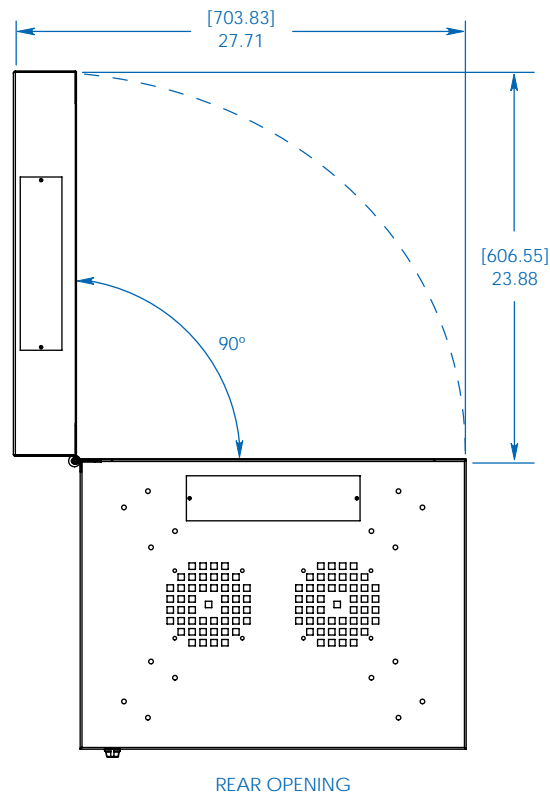
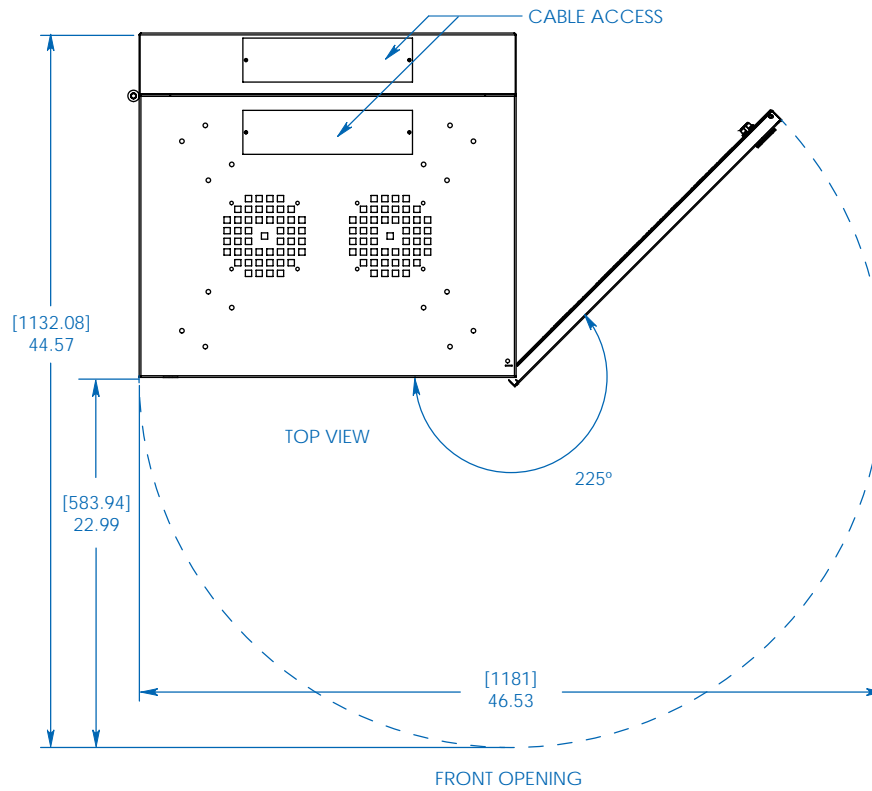
REAR VIEW

Dimensions: [mm] INCHES

Tripp Lite has a policy of continuous improvement. Specifications are subject to change without notice.

MODEL:
SRW26US

TRIPP·LITE



Dimensions: [mm] INCHES

Tripp Lite has a policy of continuous improvement. Specifications are subject to change without notice.

MODEL:
SRW26US
TRIPP-LITE

1111 W. 35th Street
Chicago, IL 60609 USA
773.869.1234
www.tripplite.com