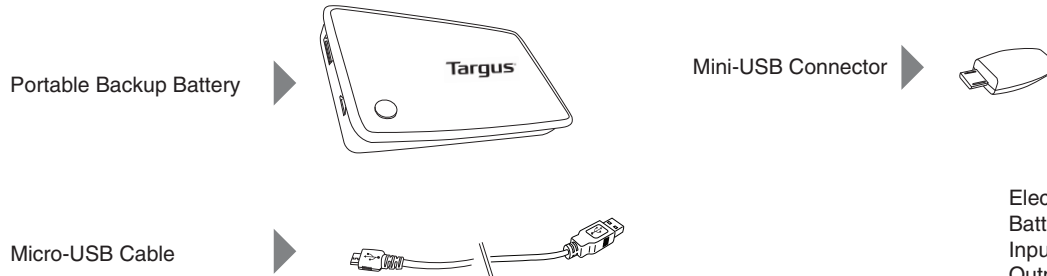


Universal Backup Battery for iPad/Tablet

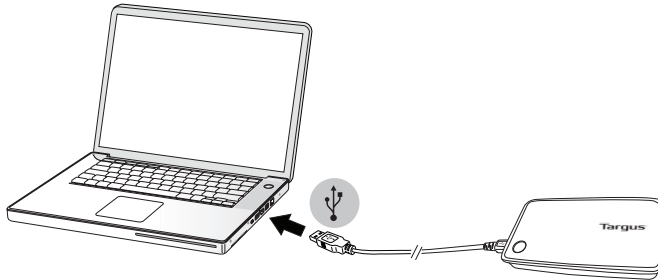
Contents



Electrical Rating
Battery Pack Capacity: 4800mAh
Input voltage: 5VAC, 1A max
Output voltage: 4.6-5.25V, 2.1A

Charging the Backup Battery

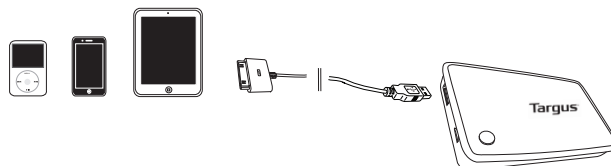
- 1) Using the Micro-USB Cable, connect the Micro-USB connector to the Backup Battery, and the Standard USB connector to a USB power source, like a laptop computer or smartphone USB charger. The LED will begin to blink when charging. When all 4 LEDs are lit, the unit is fully charged. Charging will take 6-8 hours depending on the source.



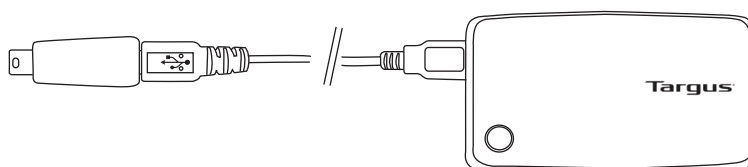
Using the Backup Battery

- 1) To Power and Charge your iPad/tablet from the Backup Battery, you can either use the charge/sync cable that came with your device, or the included Micro-USB cable and optional Mini-USB Connector tip.

Simply connect the Standard USB connector to the Backup Battery, connect the other end of the cable to your device, and push the gray power button. The LEDs will turn on briefly, and your device will begin to charge.



- 2) Use the mini-USB connector tip for devices requiring a mini-USB connector



Universal Backup Battery for iPad/Tablet

- 3) To check the battery level, simply press the gray power button, and the LEDs will indicate the remaining power level.

Battery Capacity Chart



1 LED	1-25%
2 LED	25-50%
3 LED	50-75%
4 LED	75-100%

Technical Support

For technical questions, please visit:

US Internet: www.targus.com/support.asp

Product Registration

Targus recommends that you register your Targus accessory shortly after purchasing it. To register your Targus accessory, go to: <http://www.targus.com/registration.asp>
You will need to provide your full name, email address, country of residence and product information.

Warranty

Targus warrants this product to be free from defects in materials and workmanship for two years. If your Targus accessory is found to be defective within that time, we will promptly repair or replace it. This warranty does not cover accidental damage, wear and tear, or consequential or incidental loss. Under no conditions is Targus liable for loss of, or damage to a computer; nor loss of, or damage to, programs, records, or data; nor any consequential or incidental damages, even if Targus has been informed of their possibility. This warranty does not affect your statutory rights.

Regulatory Compliance

This device complies with Part 15 of the FCC Rules. Operation is subject to the following two conditions: (1) This device may not cause harmful interference, and (2) This device must accept any interference received, including interference that may cause undesired operation.

FCC Statement Tested to Comply

This equipment has been tested and found to comply with the limits of a Class B digital device, pursuant to Part 15 of the FCC Rules. These limits are designed to provide reasonable protection against harmful interference in a residential installation. This equipment generates, uses, and can radiate radio frequency energy and if not installed and used in accordance with the instructions, may cause harmful interference to radio communications. However, there is no guarantee that interference will not occur in a particular installation. If this equipment does cause harmful interference to radio or television reception, which can be determined by turning the equipment off and on, the user is encouraged to try to correct the interference by one or more of the following measures:

- Reorient or relocate the receiving antenna;
- Increase the separation between the equipment and receiver;
- Connect the equipment into an outlet on a circuit different from that to which the receiver is connected;
- Consult the dealer or an experienced radio/TV technician for help;

Changes or modifications not authorized by the party responsible for compliance could void the user's authority to operate this product.

