



Super Mini Tower CSE-731i-300B

Specifications

Key Features

1. Mini-tower Chassis
2. 300W High-efficiency (80Plus, Bronze) Power Supply 
3. Drive Bays: 2x 5.25" External, 4x 3.5" Internal, & 1x OEM optional 3.5" External Drive
4. **4x** I/O Expansion Slots
5. **2x** USB Front Access I/O
6. Rear 9cm PWM Fan w/ tool-less design and 1x optional 8cm Front Intake Fan
7. Optimized Cooling Technology at 25dB Whisper-Quiet Operation 
8. Blue On/Off LED Power switch and 3 LED indicators
9. Quick-and-Easy design for installation: Tool-less Side Panels, Drive Bays, HDD Cage turns 90°, & Stamped Motherboard Support (no standoffs required)
10. Motherboard supported: Micro-ATX (9.6" x 9.6")
11. Kensington Lock Security to Safeguard the System



Mini-tower Chassis

Processor Support

Supports Intel® & AMD processor motherboards

Form Factor

Mini-Tower Chassis supports Micro-ATX motherboards, size 9.6" x 9.6"

Expansion Slots

4x Full-height, Full-length I/O expansion slots

Key Applications

Ideal chassis for home, office, or small entree level business use.

Various Tool-less designs enable quick-and-easy installation.

Front Panel

Buttons

- Blue On/Off LED Power switch
- System Reset button

LEDs

- Power status LED
- Hard drive activity LED
- Network activity LED
- System overheat LED

Drive Bays

Internal Bay 4x 3.5" Tool-less HDD trays

External Bay(s) 2x Standard 5.25" and 1x 3.5" drive bay (OEM option)

Peripheral Drives


CD/DVD-ROM CD/DVD-ROM drive (optional)

Power Supply

300W High-efficiency (80Plus, Bronze) Power Supply 

Cooling System

1x Rear 9cm PWM Fan w/ toolless design; 1x optional 8cm Front Intake Fan

Optimized Cooling Technology at 25dB Whisper-Quiet Operation 

Dimensions

W x H x D 7.25" (184mm) x 14.25" (362mm) x 16.75" (425mm)

For the most current product information, visit: www.supermicro.com

01/14/2009