

Rosewill[®]



Dual 2.5" to 3.5" SATA JBOD Coverter

RX310

User Manual



Table of Contents

Preface	02
Product	02
Features	03
Mode Description	03
Specifications	04
Applications	04
Package Contents	04
Product Introduction	05
HDD Installation	07
Used as a 3.5" SATA HDD	08
Attention	08

Thank you for purchasing a **Rosewill** Enclosure.
Please read the instruction manual before using and
retain it for your future reference.

Preface

Before using this product, please back up your original hard disk data. Once the JBOD is established, the original hard disk data will be lost.

After the establishment of the JBOD, please re-initialize, partition and format disk for further use. This product only supports "JBOD" mode. For first time use or changing the hard drive, press "Confirm button" to reassemble JBOD.

Product

Front Panel



HDD access indicator Confirm button Door lock switch

Confirm button: After changing HDD, press the "Confirm button" for 5 seconds.

Rear Panel



15 Pin power connector 7 Pin SATA connector

Features

1. Supports 2.5" SATA I/II/III HDD and SSD.
2. Converts 2 x 2.5" SATA HDD or SSD to a 3.5" SATA HDD for 3.5" SATA Drive Bay and Backplane use.
3. Built-in RAID featuring: JBOD.
4. Compatible with most 3.5" HDD backplanes and hot swap devices.
5. Automatic HDD ejection design.
6. Screw-free design for quick and easy installation.
7. Aluminum construction for durability and drive protection.
8. Ventilation holes for excellent heat dissipation.
9. Dual LED indicators (HDD access LED for each HDD).

Mode Description

- JBOD Mode: Shown one HDD only, but the overall capacity equals the total capacities of both HDDs.
- ** Install the product in the chassis, and place well hard drive under powered conditions:
Press "Confirm button" for 5 seconds and then JBOD mode can be set completely. After JBOD mode is set, go to the Disc Management to initialize the corresponding disk, partition, format, etc.

Specifications

Dimensions	5.7 (L) x 4 (W) x 1 (H) inches
HDD support	2.5" SATA I/II/III HDD / SSD *2 (up to 9.5mm)
Material	Aluminum + Plastic
Interface	SATA
Transfer speed	SATAI(1.5Gbps) / SATAII(3.0Gbps) / SATAIII (6.0Gbps)
LED Indicator	HDD access
OS support	Windows XP / Vista / 7 / 8 / 8.1 / 10, Mac OS 10.0+, Linux Kernal 2.4+

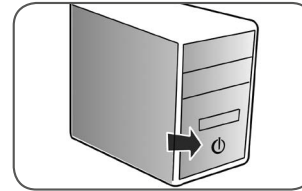
Applications

1. Compatible with most system case 3.5" hard drive bay
2. Compatible with most 3.5" SATA internal/external enclosure

Package Contents

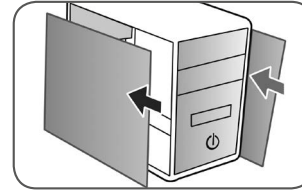
Item	Quantity(pcs)
Enclosure	1
User Manual	1
SATA Power Cable	1
SATA Data Cable	1
Screw	4

Product Introduction

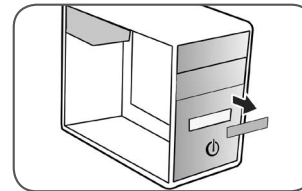


For 3.5" hard drive bay

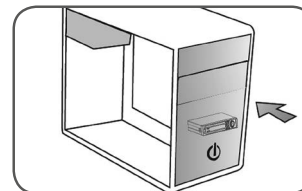
1. Turn off the PC, and unplug PC power cable.



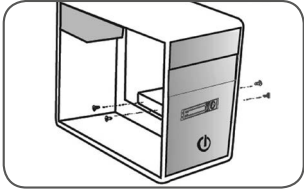
2. Open PC case.



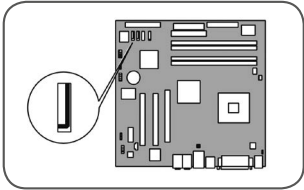
3. Take-out the front PC 3.5" bay panel.



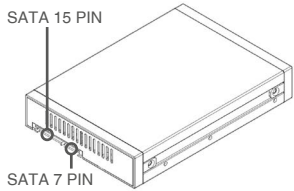
4. Put the converter into the 3.5" bay.



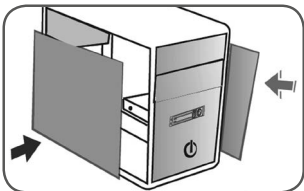
5. Screw in the converter.



6. Connect the SATA cable to the converter and the SATA slot on the motherboard.

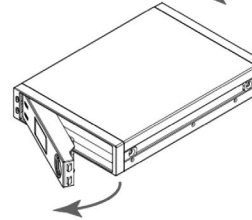
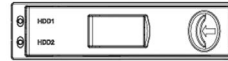


7. Plug in the SATA power cable.

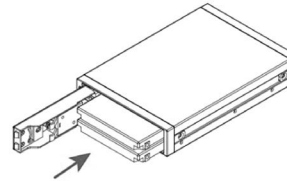


8. Close the PC case and then turn on the PC.

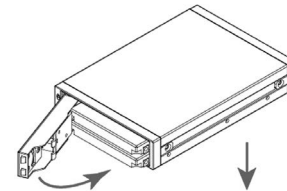
HDD Installation



A. Press down to the left and open the door as shown in the figure.

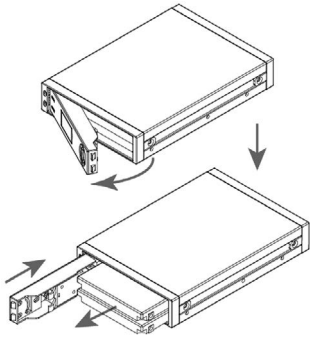


B. Insert 2.5" SATA HDD or SSD into the open bay.



C. Close the door.





D. Open the door and push back the door as shown in the figure, then the HDD and SSD will be ejected.

Used as a 3.5" SATA HDD

This product can be converted as 3.5" SATA HDD into all external hard disk devices (shown in the photos above).

Attention

1. Please ensure that your computer host supports hot-swappable while you replace the hard disk with the computer powered on.
2. To prevent data loss, please do not change or remove any HDD while it's working.
3. After changing the mode, the HDD or SSD needs to re-initialize, partition and format. Please note the data security. Once the data has been lost, it cannot be restored.



Rosewill Technical Support Information
techsupport@rosewill.com 1-800-575-9885

*Thank you for purchasing a quality Rosewill product.
Please register your product at: www.rosewill.com
for complete warranty information and support for your product.*

CA PROP 65 WARNING:

This product contains chemicals known to the State of California to cause cancer, birth defects or other reproductive harm.