

# Need a Projector Screen ?

Step 1: Determine Screen Type ( Manual, Electric, Floor, Tripod, Frame )

Step 2: Determine Screen Ratio ( 1:1, 4:3, 16:9 )

Step 3: Determine Screen Size ( 84", 100", 113", 119", 120", 135"..... )



*Elite*SCREENS

## How to Select Projection Screen

**What is the Ratio - 1:1 (Overhead projection), 1.33:1 (NTSC 4:3), 1.78:1 (HDTV 16:9) or 2.35:1 (Widescreen)**

### **1:1 OVERHEAD PROJECTOR RATIO**

This ratio provides a perfectly squared screen for overhead projectors and is commonly used in an educational or congregational environment.

### **1.33 to 1 (4:3) NTSC RATIO**

This aspect ratio is the same as a standard television (Non-High Definition) or computer (powerpoint, etc.) presentations.

### **1.78 to 1 (16:9) HDTV RATIO**

This is the High Definition Television (HDTV) format and is the most popular aspect ratio for the latest Television designs.

### **1.85 to 1 Projection Screens**

This is just slightly wider than High Definition TV but many new movies are now being made in this format.

### **2.35 to 1 Projection Screens**

This is the cinema Wide-Screen format used in the latest box office and DVD releases such as Star Wars, Titanic, and The Lord Of The Rings.

## **How To Select the Right Screen Material?**

Screen Material is made in a variety of shades and textures to accommodate the output qualities for all of the various DLP and LCD projectors on the market today.

The idea is to create the right level of color reproduction while maintaining black level contrast.

Since the projectors currently have various levels of light output and resolution, it is necessary to have a variety of materials that will be compatible with the different performance levels of screens currently on the market.

Current improvements in projector technology have definitely helped simplify the process of screen material selection.

Our knowledgeable staff at Elite Screens can help you find the compatible screen material for your projection needs.

**Matte White / Tension White Screen Material**

The most versatile screen surface. It evenly distributes light over a wide viewing area, while colors remain bright and life-like, with no shifts in hue. This surface can be easily cleaned, is mildew resistant, and flame retardant.

## **Best Applications**

Video / Movie mode when using DLP Projector

Presentaion /PC mode when using LCD or DLP Projector

High Contrast Gray

Best for LCD or low contrast ratio projectors.

Best Application is for Home Theater Video / Movie viewing mode especially when using an LCD Projector.

The Gray surface offers excellent resolution by enhancing the black level of LCD projected images while maintaining the consistency of whites and lighter colors in the picture. It performs well in some ambient light conditions with higher output projectors but is recommended for use in an environment where ambient light is controlled.

Elite CineTension and ezFrame Screen material has with black backing on the reverse side to eliminate light penetration that will negatively affect the picture quality.

As one of many standard features, our screen material has a 4 side Black masking border to enhance your projection display area.

If you are interested in obtaining screen material samples, please contact [eliteinfo@elitescreens.com](mailto:eliteinfo@elitescreens.com)

## Top Most Popular Projection Screens

We have created a top screens list by application to help you chose the right screen

### TOP 5 MOST POPULAR SCREENS

- 100" Manual Pull Down Screen 4:3 Format - M100NWW1
- 100" Manual Pull Down Screen 16:9 Format - M100UWH
- 100" Electric Screen 4:3 Format - VMAX100UWV
- 100" Electric Screen 16:9 Format - VMAX100UWH
- 80" Floor Pull Up Screen 16:9 Format - F80NWH

### PORTABLE APPLICATION

- Tripod Pull Up Portable - T113NWS1 ( 80"x80" Tripod)
- Tripod Pull Up Portable - T99NWS1 ( 70"x70" Tripod)
- ez Cinema - F80NWH ( 80" Floor Pull Up Screen 16:9)
- ez Cinema - F100NWH ( 100" Floor Pull Up Screen 16:9 )
- ez Cinema Plus - F60XWV1 ( 60" Floor 4:3 Pull Up & Self-Stay )

### EDUCATION

- Manual Screen - M84NWW ( 84" 4:3 - Small Size Classroom)
- Manual Screen - M100NWW1 ( 100" 4:3 - Mid-Size Classroom)
- Tripod Pull Up Portable - T136NWS1 ( 96"x96" - Portable Training)
- Electric Screen - VMAX153XWS ( 108"x108" - Large Conference )
- Electric Screen - VMAX100UWV (100" 4:3 - Mid-Size Room)
- Tripod Pull Up Portable - T99NWS1 ( 70"x70" - Portable Training)

### OFFICE



- Premium Electric Screen - TE100WV
- ( 100" Diag. Tension Electric 4:3 IR/RF Remote)
- Economy Line Electric Screen - VMAX100UWV
- ( 100" Diag. VMAX Electric 4:3 )
- (100" Diag. VMAX Electric 4:3 )
- Electric Screen - VMAX113XWS
- ( 113" 80"x80" Electric Screen w/ IR/RF Remote)
- Manual Pull Down Screen - M100NWW1
- ( 100" Diag. Manual Pull Down Screen 4:3 Format)
- Manual Screen Pull Down SScreen- M113NWS1
- (113" Diag. 80"x80" Manual Screen 4:3 Format )

### HOME CINEMA

- Premium Electric Screen - TE100WH1
- (100" Diag. Tension Electric 16:9 )
- Premium Fixed Frame Screen - R100WH1
- (100" Diag. Fixed Frame Tension 16:9 )
- Econom Line Electric Screen - VMAX100UWH
- (100"Diag. VMAX Electric 16:9 )
- Economy Line Electric Screen - VMAX100UWV
- (100" Diag. VMAX Electric 4:3 )
- Manual Pull Down Screen - M100UWH
- (100" Diag. Manual Screen 16:9 format)
- Portable Cinema Screen - F80NWH
- ( 80" Diag. Ez Cinema Floor Pull Up Screen 16:9 )

### CHURCH

- Electric Screen - VMAX170XWS
- ( 170" Diag. (1:1) 120"x120" Electric Screen w/ IR/RF Remotes)
- Electric Screen - VMAX153XWS
- ( 153" Diag. (1:1) 108"x108" Electric Screen w/ IR/RF Remotes)
- Electric Screen - VMAX150XWV
- ( 150" Diag. Electric Screen 4:3 w/ IR/RF Remotes)
- Manual Screen - M150XWV
- ( 150" Diag. Manual Pull Down Screen 4:3 Format 90"X120")
- Stadium / Public Area ( Hotel, Conf. Room)
- Electric Screen - VMAX235XWS
- ( 235"Diag. (1:1) 166"x166" Electric Screen with IR/RF Remotes)
- Electric Screen - VMAX200XWV
- ( 200" Diag. Electric Screen (4:3) 120"X160" with RF/RF Remotes)
- Electric Screen - VMAX180XWV
- ( 180" Diag. Electric Screen (4:3) 108"X144" With RF/RF Remotes )



### Wall/Ceiling Type Projector Screen Comparison

Type	Manual Pull Down Screen	VMAX Series - ez Electric Screen	Home Series Premium Electric Screen	Cinetension-Tension Electric Screen
Wall / Ceiling Mountable	Yes	Yes	Yes	Yes
Control	Manual Pull Down	Remote Control Up/Stop/Down	Remote Control Up/Stop/Down	Remote Control Up/Stop/Down
Work with Learning IR Remote Control	None	Yes	Yes	Yes
Radio Frequency Remote	None	Yes	None	Yes
Detachable 3-Way Wall Switch	None	Yes	Yes	Yes
Screen Material	Matte White	Matte White	Matte White (w/ Fiber Glass)	Matte White, High Contrast Gray and High Gain White
High Effective Viewing Angle	Yes	Yes	Yes	Yes
Easy to Clean Material	Yes	Yes	Yes	Yes
screen material	5"	18"	6" Standard, Optional up to 30"	16"
4 Side Black Masking Border	Yes	Yes	Yes	Yes
Mount Bracket	(optional)	(optional)	Included	Included
Control Motor	None	Synchronize (Tube Motor for VMAX Plus)	Tube Motor	Tube Motor
Motor Feature	None	Smooth up/down, Quietest	Faster up/down, Quiet	Faster up/down, Quiet
Vertical Position Adjustment	None	Yes	Yes	Yes
Mount Capability	Mount at Screen Side End Cap	Mount at Screen Side End Cap	Sliding Mount Bracket	Sliding Mount Bracket
Overall Quality	Economy Line Manual	Economy line Electric	Premium	Premium
Optional 12V Trigger connect to Projector	None	None	Yes	Yes
Optional 12"-18" Extended	Yes	Yes	Yes	None
Wall/Ceiling Mount L Bracket Over Cost	From\$89	From\$369	From\$719	From\$629



## Manual Series ez-Manual Pull Down Screen

*Best for Budget Home/Training Room*

Model	Nominal Diagonal	Standard View Size (H"xW")	Metric View Size (H x Wcm)	4 Side Black Masking Border	Screen Material	Case Color
M71UWS1	71"(1:1)	50x50	127x127	Yes	Matte White	Black
M71XWS1	71"(1:1)	50x50	127x127	Yes	Matte White	White
M85UWS1	85"(1:1)	60x60	152.4x152.4	Yes	Matte White	Black
M85XWS1	85"(1:1)	60x60	152.4x152.4	Yes	Matte White	White
M99NWS1	99"(1:1)	70x70	177.8x177.8	Yes	Matte White	White
M99UWS1	99"(1:1)	70x70	177.8x177.8	Yes	Matte White	Black
M113NWS1	113"(1:1)	80x80	203.2x203.2	Yes	Matte White	White
M113UWS1	113"(1:1)	80x80	203.2x203.2	Yes	Matte White	Black
M119UWS1	119"(1:1)	84x84	213.36x213.36	Yes	Matte White	Black
M119XWS1	119"(1:1)	84x84	213.36x213.36	Yes	Matte White	White
M136UWS1	136"(1:1)	96x96	243.84x243.84	Yes	Matte White	Black
M136XWS1	136"(1:1)	96x96	243.84x243.84	Yes	Matte White	White
M80NWV	80" (4:3)	48x64	121.92x121.92	Yes	Matte White	White
M84NWV	84"(4:3)	50x67	127x170.18	Yes	Matte White	White
M100NWV1	100"(4:3)	60x80	152.4x203.2	Yes	Matte White	White
M100UWV1	100"(4:3)	60x80	152.4x203.2	Yes	Matte White	Black
M120UWV1	120"(4:3)	72x96	182.88x243.84	Yes	Matte White	Black
M120XWV1	120"(4:3)	72x96	182.88x243.84	Yes	Matte White	White
M150UWV1	150"(4:3)	90x120	228.6x304.8	Yes	Matte White	Black
M150XWV1	150"(4:3)	90x120	228.6x304.8	Yes	Matte White	White
M84UWH <b>New!</b>	84 (16:9)	41x73	104.14x185.42	Yes	Matte White	Black
M84XWH-E30	84"(16:9)	41x73	104.14x185.42	Yes	Matte White	White
M92UWH	92" (16:9)	45x80	114.3x203.2	Yes	Matte White	Black
M92UCH	92" (16:9)	45x80	114.3x203.2	Yes	High Contrast	Black
M100UWH <b>New!</b>	100"(16:9)	49x87	124.46x220.98	Yes	Matte White	Black
M100XWH	100"(16:9)	49x87	124.46x220.98	Yes	Matte White	White
M100XWH-E24	100"(16:9)	49x87	124.46x220.98	Yes	Matte White	White
M106UCH	106"(16:9)	52x92.5	132.08x234.95	Yes	High Contrast	Black
M120UWH	120"(16:9)	59x104	149.86x264.16	Yes	Matte White	Black
M120XWH	120"(16:9)	59x104	149.86x264.16	Yes	Matte White	White
M120XWH-E24	120"(16:9)	59x104	149.86x264.16	Yes	Matte White	White
M150UWH	150"(16:9)	75x130	190.5x330.2	Yes	Matte White	Black
M150XWH	150"(16:9)	75x130	190.5x330.2	Yes	Matte White	White

Optional 6" L Bracket



- Dual Wall and Ceiling Mount Design
- Advanced Auto - Lock pull down system
- Standard 4-Side Black Masking Borders
- Easy to Clean and Durable for Daily Usage
- Widest Horizontal/Vertical Screen Angle (>100 Deg.)
- Optional Black or White Casing
- 4 Side Black Masking Border



# VMAX Series & VMAX Series Plus ez-Electric Screen

Best for Home/Education/Church



Remote Control and 3-Way Wall Switch (IR + RF Remote)

- Dual Wall and Ceiling Mount Design
- Detachable 3-Way Wall Switch
- Includes IR and RF two Remote Controls
- Screen Material is Durable and Easy to Clean
- Models Available in High Contrast Gray for an Enhanced Video Black Level Image
- Synchronized Motor has Quiet Operation and a Long Service Life
- Comes Fully Assembled & Ready to Plug and Play
- Standard Extra 16" Black Top Drop for High Ceilings
- Optional 6" & 12" L Brackets
- Adjustable Vertical Drop/Rise Poistion



Optional 6" L Bracket

## Plus-Sized VMAX Screens

From 180 To 235 Inches



Standard IR & RF Remotes Included

Model	Nominal Diagonal	Standard View Size (HxW")	Metric View Size (HxW cm)	Remote Control	Screen Material	Case Color
VMAX99UWS	99" (1:1)	70x70	177.8x177.8	IR + RF	Matte White	Black
VMAX99XWS	99" (1:1)	70x70	177.8x177.8	IR + RF	Matte White	White
VMAX113UWS	113"(1:1)	80x80	203.2x203.2	IR + RF	Matte White	Black
VMAX113XWS	113"(1:1)	80x80	203.2x203.2	IR + RF	Matte White	White
VMAX119UWS	119"(1:1)	84x84	213.36x213.36	IR + RF	Matte White	Black
VMAX119XWS	119"(1:1)	84x84	213.36x213.36	IR + RF	Matte White	White
VMAX136UWS	136"(1:1)	96x96	243.84x243.84	IR + RF	Matte White	Black
VMAX136XWS	136"(1:1)	96x96	243.84x243.84	IR + RF	Matte White	White
VMAX153UWS	153"(1:1)	108x108	274.32x274.32	IR + RF	Matte White	Black
VMAX153XWS	153"(1:1)	108x108	274.32x274.32	IR + RF	Matte White	White
VMAX170UWS	170"(1:1)	120x120	304.8x304.8	IR + RF	Matte White	Black
VMAX170XWS	170"(1:1)	120x120	304.8x304.8	IR + RF	Matte White	White
VMAX200UWS PLUS	200"(1:1)	141x141	358.14x358.14	IR + RF	Matte White-Fiberglass	Black
VMAX200XWS PLUS	200"(1:1)	141x141	358.14x358.14	IR + RF	Matte White-Fiberglass	White
VMAX235UWS PLUS	235"(1:1)	166x166	421.64x421.64	IR + RF	Matte White-Fiberglass	Black
VMAX235XWS PLUS	235"(1:1)	166x166	421.64x421.64	IR + RF	Matte White-Fiberglass	White
VMAX84UWV	84"(4:3)	50x67	127x170.18	IR + RF	Matte White	Black
VMAX92UWV	92"(4:3)	55x73	139.7x185.42	IR+RF	Matte White	Black
VMAX92XWV	92"(4:3)	55x73	139.7x185.42	IR + RF	Matte White	White
VMAX100UWV	100"(4:3)	60x80	152.4x203.2	IR+RF	Matte White	Black
VMAX100XWV	100"(4:3)	60x80	152.4x203.2	IR + RF	Matte White	White
VMAX120UWV	120"(4:3)	72x96	182.88x243.84	IR + RF	Matte White	Black
VMAX120XWV	120"(4:3)	72x96	182.88x243.84	IR + RF	Matte White	White
VMAX150UWV	150"(4:3)	90x120	228.6x304.8	IR+ RF	Matte White	Black
VMAX150XWV	150"(4:3)	90x120	228.6x304.8	IR + RF	Matte White	White
VMAX180UWV PLUS	180" (4:3)	108x144	274.32x365.76	IR + RF	Matte White-Fiberglass	Black
VMAX180XWV PLUS	180" (4:3)	108x144	274.32x365.76	IR + RF	Matte White-Fiberglass	White
VMAX200UWV PLUS	200"(4:3)	120x160	304.8x406.4	IR+RF	Matte White-Fiberglass	Black
VMAX200XWV PLUS	200"(4:3)	120x160	304.8x406.4	IR+RF	Matte White-Fiberglass	White
VMAX235UWV PLUS	235"(4:3)	140x187	355.6x474.98	IR+RF	Matte White-Fiberglass	Black
VMAX235XWV PLUS	235"(4:3)	140x187	355.6x474.98	IR+RF	Matte White-Fiberglass	White
VMAX92UWH	92"(16:9)	45x80	114.3x203.2	IR + RF	Matte White	Black
VMAX92XWH	92"(16:9)	45x80	114.3x203.2	IR + RF	Matte White	White
SILVERVMAX92H	92"(16:9)	45x80	114.3x203.2	IR + RF	High Contrast Grey	Black
VMAX100UWH	100"(16:9)	49x87	124.46x220.98	IR + RF	Matte White	Black
VMAX100XWH	100"(16:9)	49x87	124.46x220.98	IR + RF	Matte White	White
SILVERMAX106H	106"(16:9)	52x92.5	132.08x234.95	IR + RF	High Contrast Grey	Black
VMAX120UWH	121"(16:9)	59x105	149.86x266.7	IR + RF	Matte White	Black
VMAX120XWH	121"(16:9)	59x105	149.86x266.7	IR + RF	Matte White	White
SILVERMAX120H	121"(16:9)	59x105	149.86x266.7	IR + RF	High Contrast Grey	Black
VMAX150UWH	150"(16:9)	75x130	190.5x330.2	IR + RF	Matte White	Black
VMAX150XWH	150"(16:9)	75x130	190.5x330.2	IR + RF	Matte White	White
VMAX180UWH PLUS	180"(16:9)	88x156	223.52x396.24	IR + RF	Matte White-Fiberglass	Black
VMAX180XWH PLUS	180"(16:9)	88x156	223.52x396.24	IR + RF	Matte White-Fiberglass	White
VMAX200UWH PLUS	200"(16:9)	98x174	248.92x441.96	IR + RF	Matte White-Fiberglass	Black
VMAX200XWH PLUS	200"(16:9)	98x174	248.92x441.96	IR + RF	Matte White-Fiberglass	White
VMAX235UWH PLUS	235"(16:9)	115x205	292.1x520.7	IR + RF	Matte White-Fiberglass	Black
VMAX235XWH PLUS	235"(16:9)	115x205	292.1x520.7	IR + RF	Matte White-Fiberglass	White



## Home Series Premium Electric Screen

*Best for Home/Business*



Optional Extended Brackets    Standard Hanging Brackets    Standard IR Remote & Wall Switch

- Standard IR Remote Control
- Standard Detachable 3-Way Wall Switch
- Moisture Resistant Aluminum Casing
- Mounting Rail Allows the Hanging Brackets to Align with Wall Studs
- Fiber Glass-Backed Matte White Screen Material
- Adjustable Vertical Drop/Rise Position
- High Effective Horizontal/Vertical Viewing Angle
- Tubular Motor Provides Faster Up/Down Operation
- Optional Extended L Brackets Available
- Matte White Screen material is Durable and Easy Clean
- Models Available with 24-30" Extra Top Black Drop Border Material

Model	Nominal Diagonal	Standard View Size (H"xW")	Metric View Size (HxW cm)	View Size (W cm)	Remote Control	Screen Material	Aluminum Case Color	Black Masking (Top/LT/RT/BT)
Home80IWS	82"(1:1)	57.5x57.5	146.05x146.05	146.05	IR	Matte White	White	3cm(1.2") Top6"
Home100IWS	99"(1:1)	69.7x69.7	177.038x177.038	177.038	IR	Matte White	White	3cm(1.2") Top6"
Home120IWS	116"(1:1)	81.5x81.5	207.01x207.01	207.01	IR	Matte White	White	3cm(1.2") Top6"
Home135IWS	133"(1:1)	93.7x93.7	237.998x237.998	237.998	IR	Matte White	White	3cm(1.2") Top6"
Home150IWS	150"(1:1)	104.7x104.7	265.938x265.938	265.938	IR	Matte White	White	4cm(1.6") Top6"
Home165IWS	165"(1:1)	116.2x116.2	295.148x295.148	295.148	IR	Matte White	White	5cm(2") Top6"
Home200IWS	198"(1:1)	140x140	355.6x355.6	355.6	IR	Matte White	White	5cm(2") Top6"
Home75IWH	72"(4:3)	43x57	109.22x144.78	144.78	IR	Matte White	White	3cm(1.2") Top6"
Home90IWH	88"(4:3)	52x70	132.08x177.8	177.8	IR	Matte White	White	3cm(1.2") Top6"
Home100IWH	102"(4:3)	61x81	154.94x205.74	205.74	IR	Matte White	White	3cm(1.2") Top6"
Home120IWH	118"(4:3)	70x94	177.8x238.76	238.76	IR	Matte White	White	3cm(1.2") Top6"
Home135IWH	131"(4:3)	78x105	198.12x266.7	266.7	IR	Matte White	White	4cm(1.6") Top6"
Home150IWH	145"(4:3)	87x116	220.98x294.64	294.64	IR	Matte White	White	5cm(2") Top6"
Home180IWH	175"(4:3)	105x140	266.7x355.6	355.6	IR	Matte White	White	5cm(2") Top6"
Home75IWH	66"(16:9)	32x57	81.28x144.78	144.78	IR	Matte White	White	3cm(1.2") Top6"
Home75IWH-EX30	66"(16:9)	32x57	81.28x144.78	144.78	IR	Matte White	White	3cm(1.2") Top30"
Home90IWH	81"(16:9)	39x70	99.06x177.8	177.8	IR	Matte White	White	3cm(1.2") Top6"
Home90IWH-EX30	81"(16:9)	39x70	99.06x177.8	177.8	IR	Matte White	White	3cm(1.2") Top30"
Home100IWH	94"(16:9)	46x81	116.84x205.74	205.74	IR	Matte White	White	3cm(1.2") Top6"
Home100IWH-EX24	94"(16:9)	46x81	116.84x205.74	205.74	IR	Matte White	White	3cm(1.2") Top24"
Home120IWH	108"(16:9)	53x94	134.62x238.76	238.76	IR	Matte White	White	3cm(1.2") Top6"
Home120IWH-EX24	108"(16:9)	53x94	134.62x238.76	238.76	IR	Matte White	White	3cm(1.2") Top24"
Home135IWH	121"(16:9)	59x105	149.86x266.7	266.7	IR	Matte White	White	4cm(1.6") Top6"
Home135IWH-EX24	121"(16:9)	59x105	149.86x266.7	266.7	IR	Matte White	White	4cm(1.6") Top24"
Home150IWH	133"(16:9)	65x116	165.1x294.64	294.64	IR	Matte White	White	5cm(2") Top6"
Home150IWH-EX24	133"(16:9)	65x116	165.1x294.64	294.64	IR	Matte White	White	5cm(2") Top24"
Home180IWH	160"(16:9)	79x140	200.66x355.6	355.6	IR	Matte White	White	5cm(2") Top6"
Home180IWH-EX24	160"(16:9)	79x140	200.66	355.6	IR	Matte White	White	5cm(2") Top24"



# CineTension Series Tension Electric Screen

*Best for Home Theater / Boardroom*




- Premium True Flat Tab-Tension Electric Screen
- Available in High Contrast Gray, Tension White and High Gain White
- Detachable 3-way Wall Switch
- Includes IR and RF two Remote Controls
- Adjustable Vertical Drop/Rise Position
- Extra 16" Black Top Drop 16 for High Ceilings
- Moisture Resistant Aluminum Casing
- Screen Tension Cord is Adjustable
- Mounting Rail Allows the Hanging Brackets to Align with Wall Studs
- Comes Fully Assembled & Ready to Plug and Play
- Optional Extended Cable for Installation



Standard IR & RF Remotes with Wall kit




Detail of Adjustable Tension Cord and Connection



Model	Nominal Diagonal	Standard View Size (H"xW")	MetricView Size (HxW cm)	Remote Control	Screen Material	Aluminum Case Color	Sliding Hanging Bracket
TE84VW1	84"(4:3)	50x67	127x170.18	IR + RF	Tension White	Black	Yes
TE92VW1	92"(4:3)	55x73	139.7x185.42	IR + RF	Tension White	Black	Yes
TE100VW1	100"(4:3)	60x80	152.4x203.2	IR + RF	Tension White	Black	Yes
TE120VW1	120"(4:3)	72x96	182.88x243.84	IR + RF	Tension White	Black	Yes
TE135VW1	135"(4:3)	81x108	205.74x274.32	IR + RF	Tension White	Black	Yes
TE84HC1	84"(16:9)	41x73	104.14x185.42	IR + RF	High Contrast Grey	Black	Yes
TE84HG1	84"(16:9)	41x73	104.14x185.42	IR + RF	High Gain White	Black	Yes
TE92HC1	92"(16:9)	45x80	114.3x203.2	IR + RF	High Contrast Grey	Black	Yes
TE92HG1	92"(16:9)	45x80	114.3x203.2	IR + RF	High Gain White	Black	Yes
TE100HC1	100"(16:9)	49x87	124.46x220.98	IR + RF	High Contrast Grey	Black	Yes
TE100HG	100"(16:9)	49x87	124.46x220.98	IR + RF	High Gain White	Black	Yes
TE106HC1	106"(16:9)	52x92.5	132.08x233.68	IR + RF	High Contrast Grey	Black	Yes
TE120HC1	121"(16:9)	59x105	149.86x266.7	IR + RF	High Contrast Grey	Black	Yes
TE135HC1	135"(16:9)	66x117	167.64x297.18	IR + RF	High Contrast Grey	Black	Yes
TE84HW1	84"(16:9)	41x73	104.14x185.42	IR + RF	Tension White	Black	Yes
TE92HW1	92"(16:9)	45x80	114.3x203.2	IR + RF	Tension White	Black	Yes
TE100HW1	100"(16:9)	49x87	124.46x220.98	IR + RF	Tension White	Black	Yes
TE106HW1	106"(16:9)	52x92.5	132.08x233.68	IR + RF	Tension White	Black	Yes
TE120HW1	121"(16:9)	59x105	149.86x266.7	IR + RF	Tension White	Black	Yes
TE135HW1	135"(16:9)	66x117	167.64x297.18	IR + RF	Tension White	Black	Yes

## ez-Frame Series Fixed Frame Screen

*Best for Home Cinema/Public Display*



Velvet Aluminum Screen


- Premium Home Cinema Room Screen
- Black Velvet-Surfaced Aluminum Frame
- Tension White has High Quality Color Reproduction with DLP Projector
- High Contrast Gray Enhances Black Level Reproduction
- Easy to assemble and Mount
- Sliding Wall Mounting Bracket Simplifies the Mounting Process
- Easy Setup and Installation
- High Effective Scattered Screen Angle
- Available in 4:3(NTSC), 16:9(HDTV) and 2.35:1 (Cinema235 Series)



High Contrast Gray Screen Material

ezFrame Series : Fixed Frame Projector Screen for Home Cinema

Model	Nominal Diagonal	Viewing Size(H x W)	Black Velvet Frame	Screen Material	Frame Width
R84V	84"(4:3)	50"x67"	Black	High Contrast Grey	2.36"(6cm)
R96V	96"(4:3)	57.5"x77"1/4	Black	High Contrast Grey	2.36"(6cm)
R100V	100"(4:3)	60" x 80"	Black	High Contrast Grey	2.36"(6cm)
R120V	120"(4:3)	72"x96"	Black	High Contrast Grey	2.36"(6cm)
R135V	135"(4:3)	81"x108"	Black	High Contrast Grey	2.36"(6cm)
R150V	150"(4:3)	90" x 120"	Black	High Contrast Grey	2.36"(6cm)
R180V	180"(4:3)	108"x144"	Black	High Contrast Grey	2.36"(6cm)
R200V	200"(4:3)	120"x160"	Black	High Contrast Grey	2.36"(6cm)
R84H1	84"(16:9)	41"x73"	Black	High Contrast Grey	2.36"(6cm)
R84WH1	84"(16:9)	41"x73"	Black	Tension White	2.36"(6cm)
R92H1	92"(16:9)	45"x80"	Black	High Contrast Grey	2.36"(6cm)
R92WH1	92"(16:9)	45"x80"	Black	Tension White	2.36"(6cm)
R100H1	100"(16:9)	49"x87"	Black	High Contrast Grey	2.36"(6cm)
R100WH1	100"(16:9)	49"x87"	Black	Tension White	2.36"(6cm)
R106H1	106"(16:9)	52"x92"	Black	High Contrast Grey	2.36"(6cm)
R106WH1	106"(16:9)	52"x92"	Black	Tension White	2.36"(6cm)
R120H1	120"(16:9)	59"x104"	Black	High Contrast Grey	2.36"(6cm)
R120WH1	120"(16:9)	59"x104"	Black	Tension White	2.36"(6cm)
R135H1	135"(16:9)	66"x117"	Black	High Contrast Grey	2.36"(6cm)
R150H1	150"(16:9)	75" x 130"	Black	High Contrast Grey	2.36"(6cm)
R165H	165"(16:9)	81"x145"	Black	High Contrast Grey	2.36"(6cm)
R180H	180"(16:9)	88" x 156"	Black	High Contrast Grey	2.36"(6cm)
R200H	200"(16:9)	98"x174"	Black	High Contrast Grey	2.36"(6cm)
<b>Cinema235 Wide-Screen Series: Fixed Frame Wide Screen, 2.35:1 Format</b>					
R85WH1-Wide	85"(2.35:1)	33"x77.55"	Black	Tension White	2.36"(6cm)
R96WH1-Wide	96"(2.35:1)	37.5"x88.125"	Black	Tension White	2.36"(6cm)
R103WH1-Wide	103"(2.35:1)	40.5"x95.175"	Black	Tension White	2.36"(6cm)
R115WH1-Wide	115"(2.35:1)	45"x106"	Black	Tension White	2.36"(6cm)
R125WH1-Wide	125"(2.35:1)	49"x115.15"	Black	Tension White	2.36"(6cm)
R138WH1-Wide	138"(2.35:1)	54"x126.9"	Black	Tension White	2.36"(6cm)



**Portable Type Projector Screen Comparison Chart**

Type	Tripod Pull Up Screen	ez Cinema Floor Pull Up Screen	ez Cinema Plus Floor Pull Up Screen
Screen Material	Matte White	Matte White	Matte White / Gray on 16:9 Format
High Effective Viewing Angle	Yes	Yes	Yes
Screen Material	Matte White	Matte White	Matte White
Easy to Clean Screen Material	Yes	Yes	Yes
4 Side Black Masking Border	Yes	Yes	Yes
Supporting Hardware	Tripod Leg, Screen Pull Up	Floor Pull Up, Telescoping Extended	Floor pull up Scissor Spring Mechanism
Light Weight Aluminum Case	None	Yes	Yes
Built-In Carrying Handle	Yes	Yes	Yes
Screen Setup	Easy	Easier	Easiest (Lift & Stay-Put)
Space Saving	None	Yes	Yes
Portability	Low	High	High
Keystone Adjustment	Yes	None	None
Carrying Bag with Shoulder Strap	None	Yes	Yes
Suggest Application	Training Room	Home Cinema/Video Game/Tradeshow	Home Cinema/Video Game/Tradeshow
Overall Quality	Good	Better	Best
Over Cost	From \$129	From \$249	From \$269

## Tripod Series Portable Tripod Pull Up Screen

*Best for Education / Church / Training Room*

- 4-Side Black Masking Borders
- Heavy-duty case withstands daily usage
- Matte White Screen Material
- Simple Screen Height Adjustment
- High Effective Scattered Angle
- Matte White Screen material
- Keystone Eliminator



Model	Nominal Diagonal	Standard View Size (H"xW")	Metric View Size (HxW cm)	Screen Material	Case Color
T71NWS1	71"(1:1)	50x50	127x127	Matte White	Black
T71UWS1	71"(1:1)	50x50	127x127	Matte White	Black
T85NWS1	85"(1:1)	60x60	152.4x152.4	Matte White	White
T85UWS1	85"(1:1)	60x60	152.4x152.4	Matte White	Black
T99NWS1	99"(1:1)	70x70	177.8x177.8	Matte White	White
T99UWS1	99"(1:1)	70x70	177.8x177.8	Matte White	Black
T113NWS1	113"(1:1)	80x80	203.2x203.2	Matte White	White
T113UWS1	113"(1:1)	80x80	203.2x203.2	Matte White	Black
T119NWS1	119"(1:1)	84x84	213.36x213.36	Matte White	White
T119UWS1	119"(1:1)	84x84	213.36x213.36	Matte White	Black
T136NWS1	136"(1:1)	96x96	243.84x243.84	Matte White	White
T136UWS1	136"(1:1)	96x96	243.84x243.84	Matte White	Black
T84UWV1	84"(4:3)	50x67	127x170.18	Matte White	Black
T100UWV1	100"(4:3)	60x80	152.4x203.2	Matte White	Black
T120NWV1	120"(4:3)	72x96	182.88x243.84	Matte White	Black
T120UWV1	120"(4:3)	72x96	182.88x243.84	Matte White	Black
T92UWH	92"(16:9)	45x80	114.3x203.2	Matte White	Black
T100UWH	100"(16:9)	49x87	124.46x220.98	Matte White	Black
T120UWH	120"(16:9)	59x105	149.86x266.7	Matte White	Black



Easy Carrying



Keystone Adjustment

## ez-Cinema Series Portable Floor Pull Up Screen

*Best for Portable Home Cinema/Education*

- Economy Line Space-Saving Portable Screen
- Easy to Transport and Operate
- Built-in Carrying Handle
- Screen Material is Durable and Easy to Clean
- Light Weight and Moisture Resistant Aluminum Casing
- Internal telescoping screen support
- KeyStone Eliminator



Standard Carrying Bag

Model	Nominal Diagonal	Standard View Size (H'xW")	Metric View Size (HxW cm)	Black Mask Screen Rise	Screen Material	Supporting Hardware
F60N WV	60" (4:3)	36x48	91.5x122	30" / 76cm	Matte White	Telescoping
F72N WV	72" (4:3)	43.25x58	110x147.32	26" / 66cm	Matte White	Telescoping
F84N WV	84" (4:3)	50x67	127x170.18	26" / 66cm	Matte White	Telescoping
F100N WV	100" (4:3)	60x80	152.4x203.2	24" / 61cm	Matte White	Telescoping
F80N WH	80" (16:9)	39x70	99x177.8	30" / 76cm	Matte White	Telescoping
F84N WH	84" (16:9)	41x72.5	104x184.15	30" / 76cm	Matte White	Telescoping
F100N WH	100" (16:9)	49x87	124.5x221	34" / 86cm	Matte White	Telescoping

## ez-Cinema Plus Series Portable Floor Pull Up Screen

*Best for Portable Home Cinema/Business Traveler*



- Premium line portable screen
- Scissor-Spring Self-Standing Design
- Built-In Carrying Handle
- Carrying Bag included
- Light Weight and Moisture Resistant Aluminum Casing
- 4 Side Black Masking Borders
- Screen Material is Durable and Easy to Clean



**Easy Carrying**



**Standard Carrying Bag**

Model	Nominal Diagonal	View Size (H")	View Size (W")	View Size (H cm)	View Size (W cm)	Screen Material	Case Color	Supporting Hardware
F68XWS1	68"(1:1)	48	48	122	122	Matte White	Black	Scissor
F95XWS1	95"(1:1)	67	67	170.18	170.18	Matte White	Black	Scissor
F60XWV1	60"(4:3)	36	48	91.44	122	Matte White	Black	Scissor
F84XWV1	84"(4:3)	50	67	127	170.18	Matte White	Black	Scissor
F100XWV1	100"(4:3)	60	80	152.4	203.2	Matte White	Black	Scissor
F74XCH1	74" (16:9)	36	64	91.44	162.56	High Contrast Gray	Black	Scissor
F84XCH1	84" (16:9)	41	72.5	104.14	184.15	High Contrast Gray	Black	Scissor
F100XWH1	100" (16:9)	49	87	124.46	221	Matte White	Black	Scissor

## About Elite Screens

Elite Screens Inc. is a California based company that specializes in making quality affordable office and home-theater projection screens. Our production facilities located in Shanghai and Taiwan produce a wide variety of electric, manual roll-up, portable, and fixed frame screens with a broad array of sizes and formats to choose from. Every screen carries a 1-year warranty and our warehouse facilities in Cerritos, Ca. enable us to keep a large on-hand inventory. This way, orders can be filled the same day they are received for our markets in the US, Canada, Mexico and South America.

Elite Screens Inc.  
16410 Manning Way Cerritos, CA 90703  
Toll Free: (877) 511 - 1211  
Web Site: [www.elitescreens.com](http://www.elitescreens.com)  
E-mail: [eliteinfo@elitescreens.com](mailto:eliteinfo@elitescreens.com)