

- 13. ExpressCard slot
- 14. fingerprint reader
- 15. Secure Digital (SD) memory-card reader
- 16. contactless smart card reader
- 17. touchpad buttons (2)
- 18. touchpad
- 19. trackstick buttons (3)
- 20. trackstick
- 21. keyboard
- 22. device status lights

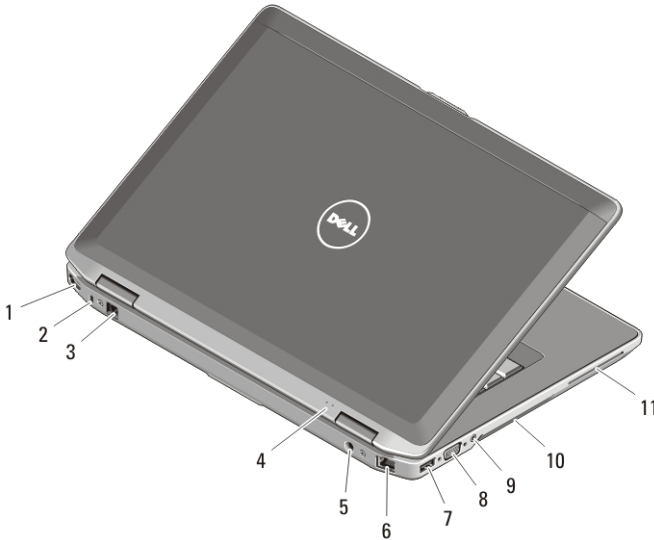


Figure 2. Back View

- 1. HDMI connector
- 2. security cable slot
- 3. modem connector
- 4. power and battery status lights
- 5. power connector
- 6. network connector
- 7. USB 2.0 connector
- 8. VGA connector
- 9. audio connector
- 10. cooling vents
- 11. smart card slot



WARNING: Do not block, push objects into, or allow dust to accumulate in the air vents. Do not store your Dell computer in a low-airflow environment, such as a closed briefcase, while it is running. Restricting the airflow can damage the computer or cause a fire. The computer turns on the fan when the computer gets hot. Fan noise is normal and does not indicate a problem with the fan or the computer.

Latitude E6520 Front And Back View

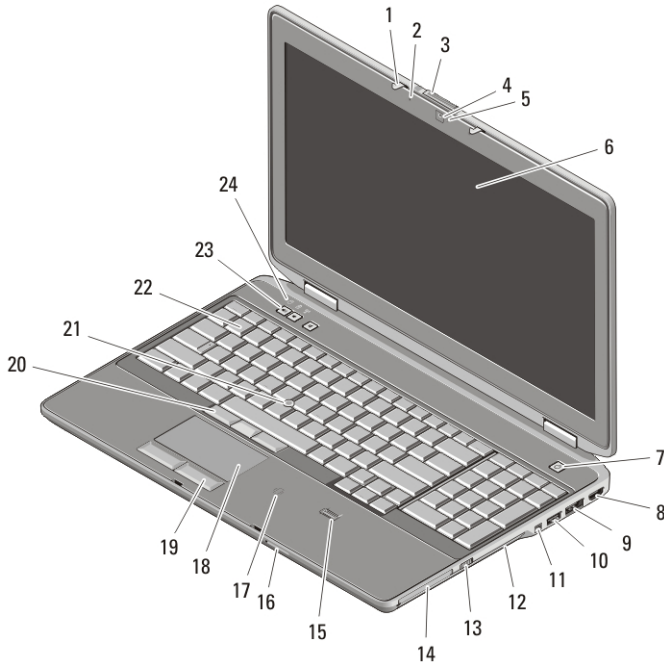


Figure 3. Front View

1. display latch
2. microphone
3. display release latch
4. camera
5. camera status light
6. display
7. power button
8. HDMI connector
9. eSata/USB connector
10. USB 2.0 connector
11. IEEE 1394 connector
12. optical drive
13. wireless switch
14. ExpressCard slot
15. fingerprint reader
16. Secure Digital (SD) memory-card reader
17. contactless smart card reader
18. touchpad
19. touchpad buttons (2)
20. trackstick buttons (3)
21. trackstick
22. keyboard
23. volume control buttons
24. device status lights

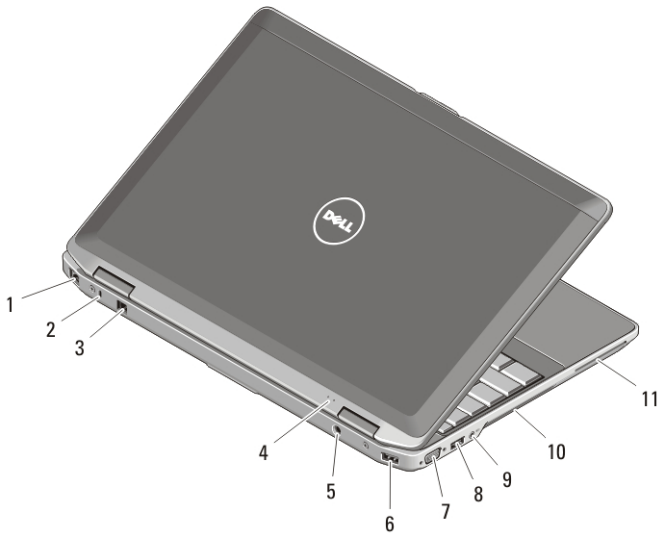


Figure 4. Back View

- | | |
|------------------------------------|----------------------|
| 1. network connector | 7. VGA connector |
| 2. security cable slot | 8. USB 2.0 connector |
| 3. modem connector | 9. audio connector |
| 4. power and battery status lights | 10. cooling vents |
| 5. power connector | 11. smart card slot |
| 6. USB 2.0 connector | |

⚠ WARNING: Do not block, push objects into, or allow dust to accumulate in the air vents. Do not store your Dell computer in a low-airflow environment, such as a closed briefcase, while it is running. Restricting the airflow can damage the computer or cause a fire. The computer turns on the fan when the computer gets hot. Fan noise is normal and does not indicate a problem with the fan or the computer.

Quick Setup

⚠ WARNING: Before you begin any of the procedures in this section, read the safety information that shipped with your computer. For additional best practices information, see www.dell.com/regulatory_compliance.

⚠ WARNING: The AC adapter works with electrical outlets worldwide. However, power connectors and power strips vary among countries. Using an incompatible cable or improperly connecting the cable to the power strip or electrical outlet may cause fire or equipment damage.

CAUTION: When you disconnect the AC adapter cable from the computer, grasp the connector, not the cable itself, and pull firmly but gently to avoid damaging the cable. When you wrap the AC adapter cable, ensure that you follow the angle of the connector on the AC adapter to avoid damaging the cable.

NOTE: Some devices may not be included if you did not order them.

1. Connect the AC adapter to the AC adapter connector on the computer and to the electrical outlet.

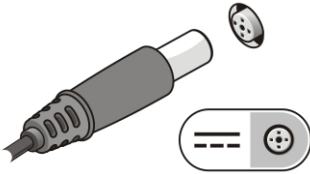


Figure 5. AC Adapter

2. Connect the network cable (optional).

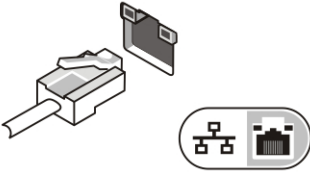


Figure 6. Network Connector

3. Connect USB devices, such as a mouse or keyboard (optional).

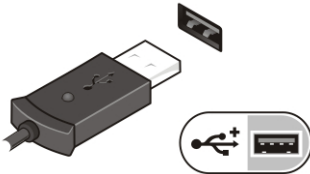


Figure 7. USB Connector

4. Connect IEEE 1394 devices, such as a 1394 hard drive (optional).

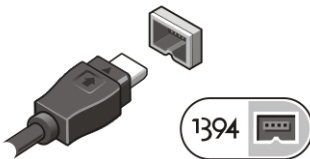



Figure 8. 1394 Connector


5. Open the computer display and press the power button to turn on the computer.



Figure 9. Power Button

 **NOTE:** It is recommended that you turn on and shut down your computer at least once before you install any cards or connect the computer to a docking device or other external device, such as a printer.

Specifications

 **NOTE:** Offerings may vary by region. The following specifications are only those required by law to ship with your computer. For more information regarding the configuration of your computer, click **Start** → **Help and Support** and select the option to view information about your computer.

System Information

Chipset	Intel Mobile Express Series 6 chipset
Processor	Intel Core i3/i5/i7 series (2nd generation)

Video

Video type	<ul style="list-style-type: none">• integrated on system board• discrete
Data bus	
UMA	integrated video
Discrete	<ul style="list-style-type: none">• PCI-E x16 Gen1• PCI-E x16 Gen2
Video controller	
UMA	Intel Graphics
Discrete	NVIDIA N12P with 512MB DDR3 switchable

Memory

Memory connector	two SODIMM slots
Memory capacity	1 GB, 2 GB, or 4 GB
Memory type	DDR3 SDRAM (1333 MHz)
Minimum memory	1 GB
Maximum memory	8 GB

Battery

Type	<ul style="list-style-type: none">• 4-cell "smart" Lithium ion• 6-cell "smart" Lithium ion• 9-cell "smart" Lithium ion
------	--

Dimensions:**4-cell and 6-cell**

Depth	48.08 mm (1.90 inches)
Height	20.00 mm (0.79 inches)
Width	208.00 mm (8.19 inches)

9-cell

Depth	71.79 mm (2.83 inches)
Height	20.00 mm (0.79 inches)
Width	214.00 mm (8.43 inches)

Weight:

4-cell	240.00 g (0.53 lb)
6-cell	344.73 g (0.76 lb)
9-cell	508.02 g (1.12 lb)

Voltage:

4-cell	14.80 VDC
6-cell and 9-cell	11.10 VDC



Temperature range:

Operating	0 °C to 35 °C (32 °F to 95 °F)
-----------	--------------------------------

Battery

Non-Operating	-40 °C to 65 °C (-40 °F to 149 °F)
Coin-cell battery	3 V CR2032 lithium coin cell

AC Adapter

Type	65 W, 90 W, and 150 W
	 NOTE: 65 W AC adapter is available only for computers with integrated video card.
	 NOTE: 150 W AC adapter is only available with Latitude E6420.
Input voltage	100 VAC to 240 VAC
Input current (maximum)	1.50 A, 1.60 A, 1.70 A, and 2.10 A
Input frequency	50 Hz to 60 Hz
Output power	65 W, 90 W, and 150 W
Output current	3.34 A, 4.62 A and 7.70 A (continuous)
Rated output voltage	19.5 +/- 1.0 VDC
Temperature range:	
Operating	0 °C to 40 °C (32 °F to 104 °F)
Non-Operating	-40 °C to 70 °C (-40 °F to 158 °F)

Physical

Latitude E6420

Height	26.90 mm to 32.40 mm (1.06 inches to 1.27 inches)
Width	352.00 mm (13.86 inches)
Depth	241.00 mm (9.49 inches)
Weight (with 4-cell battery)	2.07 kg (4.56 lb)

Latitude E6520

Height	28.30 mm to 34.20 mm (1.11 inches to 1.35 inches)
--------	---

Physical

Width	384.00 mm (15.12 inches)
Depth	258.00 mm (10.16 inches)
Weight (with 4-cell battery)	2.50 kg (5.52 lb)

Environmental

Temperature:

Operating	0 °C to 35 °C (32 °F to 95 °F)
Storage	-40 °C to 65 °C (-40 °F to 149 °F)

Relative humidity (maximum):

Operating	10 % to 90 % (noncondensing)
Storage	5 % to 95 % (noncondensing)

Altitude (maximum):

Operating	-15.2 m to 3048 m (-50 ft to 10,000 ft)
Non-Operating	-15.2 m to 10,668 m (-50 ft to 35,000 ft)

Airborne contaminant level G2 or lower as defined by ISA- S71.04-1985

Finding More Information and Resources

See the safety and regulatory documents that shipped with your computer and the regulatory compliance website at www.dell.com/regulatory_compliance for more information on:

- Safety best practices
- Regulatory certification
- Ergonomics

See www.dell.com for additional information on:

- Warranty
- Terms and Conditions (U.S. only)
- End User License Agreement

Information in this publication is subject to change without notice.

© 2010 Dell Inc. All rights reserved.

Reproduction of these materials in any manner whatsoever without the written permission of Dell Inc. is strictly forbidden.

Trademarks used in this text: Dell™, the DELL logo, Dell Precision™, Precision ON™, ExpressCharge™, Latitude™, Latitude ON™, OptiPlex™, Vostro™, and Wi-Fi Catcher™ are trademarks of Dell Inc. Intel®, Pentium®, Xeon®, Core™, Atom™, Centrino®, and Celeron® are registered trademarks or trademarks of Intel Corporation in the U.S. and other countries. AMD® is a registered trademark and AMD Opteron™, AMD Phenom™, AMD Sempron™, AMD Athlon™, ATI Radeon™, and ATI FirePro™ are trademarks of Advanced Micro Devices, Inc. Microsoft®, Windows®, MS-DOS®, Windows Vista®, the Windows Vista start button, and Office Outlook® are either trademarks or registered trademarks of Microsoft Corporation in the United States and/or other countries. Blu-ray Disc™ is a trademark owned by the Blu-ray Disc Association (BDA) and licensed for use on discs and players. The Bluetooth® word mark is a registered trademark and owned by the Bluetooth® SIG, Inc. and any use of such mark by Dell Inc. is under license. Wi-Fi® is a registered trademark of Wireless Ethernet Compatibility Alliance, Inc.

Other trademarks and trade names may be used in this publication to refer to either the entities claiming the marks and names or their products, Dell Inc. disclaims any proprietary interest in trademarks and trade names other than its own.