

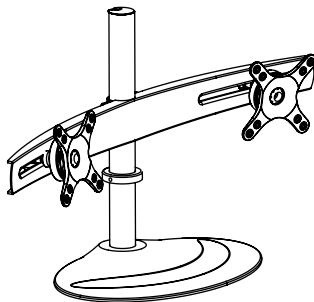
**WARRANTY
REGISTRATION**
Register online today for a
chance to win a FREE Tripp Lite
product! www.tripplite.com/warranty



Owner's Manual

Dual Flat Screen Desk Stand

MODEL: DDR1026SD



**CAUTION: DO NOT EXCEED MAXIMUM LISTED WEIGHT CAPACITY.
SERIOUS INJURY OR PROPERTY DAMAGE MAY OCCUR!**



WARNING

• Always use an assistant or mechanical lifting equipment to safely lift and position equipment.



75x75
100x100



26"
MAX



14kgx2
(30lbs)x2
MAX

Este manual esta disponible en español en la página de Tripp Lite: www.tripplite.com

Ce manuel est disponible en français sur le site Web de Tripp Lite : www.tripplite.com

Русскоязычная версия настоящего руководства представлена на веб-сайте компании
Tripp Lite по адресу: www.tripplite.com

Dieses Handbuch ist in deutscher Sprache auf der Tripp Lite-Website verfügbar: www.tripplite.com



1111 W. 35th Street, Chicago, IL 60609 USA • www.tripplite.com/support

Copyright © 2014 Tripp Lite. All rights reserved.

Warranty & Warranty Information

5-Year Limited Warranty

Seller warrants this product, if used in accordance with all applicable instructions, to be free from original defects in material and workmanship for a period of 5 years from the date of initial purchase. If the product should prove defective in material or workmanship within that period, Seller will repair or replace the product, in its sole discretion.

THIS WARRANTY DOES NOT APPLY TO NORMAL WEAR OR TO DAMAGE RESULTING FROM ACCIDENT, MISUSE, ABUSE OR NEGLECT. SELLER MAKES NO EXPRESS WARRANTIES OTHER THAN THE WARRANTY EXPRESSLY SET FORTH HEREIN. EXCEPT TO THE EXTENT PROHIBITED BY APPLICABLE LAW, ALL IMPLIED WARRANTIES, INCLUDING ALL WARRANTIES OF MERCHANTABILITY OR FITNESS, ARE LIMITED IN DURATION TO THE WARRANTY PERIOD SET FORTH ABOVE; AND THIS WARRANTY EXPRESSLY EXCLUDES ALL INCIDENTAL AND CONSEQUENTIAL DAMAGES. (Some states do not allow limitations on how long an implied warranty lasts, and some states do not allow the exclusion or limitation of incidental or consequential damages, so the above limitations or exclusions may not apply to you. This warranty gives you specific legal rights, and you may have other rights which vary from jurisdiction to jurisdiction).

WARNING: The individual user should take care to determine prior to use whether this device is suitable, adequate or safe for the use intended. Since individual applications are subject to great variation, the manufacturer makes no representation or warranty as to the suitability or fitness of these devices for any specific application.

WARRANTY REGISTRATION

Visit www.tripplite.com/warranty today to register the warranty for your new Tripp Lite product. You'll be automatically entered into a drawing for a chance to win a FREE Tripp Lite product!*

* No purchase necessary. Void where prohibited. Some restrictions apply. See website for details.

Tripp Lite has a policy of continuous improvement. Specifications are subject to change without notice.

Parts List



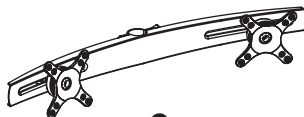
A
Pole

x1



B
Base

x1



C
Mount Assembly

x1



D
Top Cap

x1



E
M6 x 35mm

x8



F
M4 x 12mm

x8



G
Lock
Washer

x8



H
Washer

x8



I
Spacer

x8



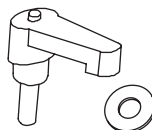
J
2.5mm Hex Key

x1



K
4mm Hex Key

x1



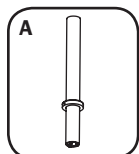
L
Handle & Washer

x1

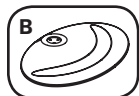
Assembly

step

1



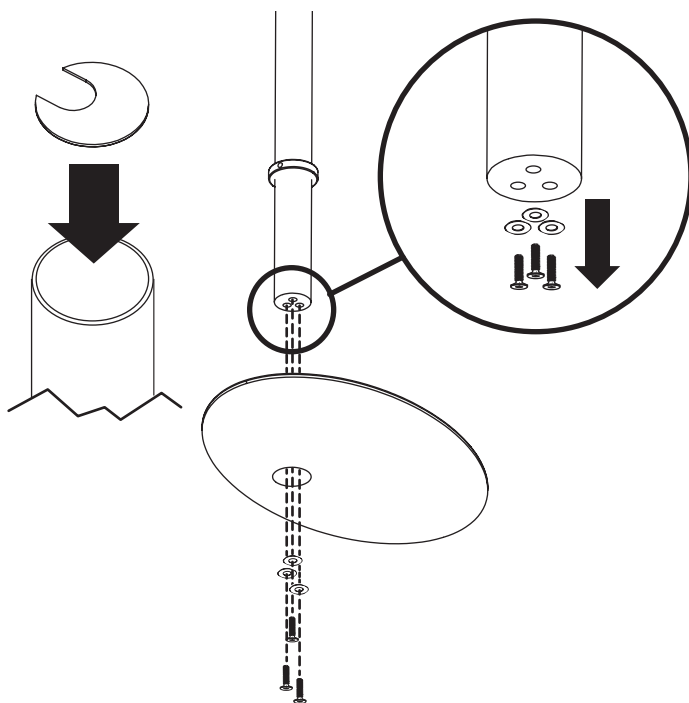
1



1



1

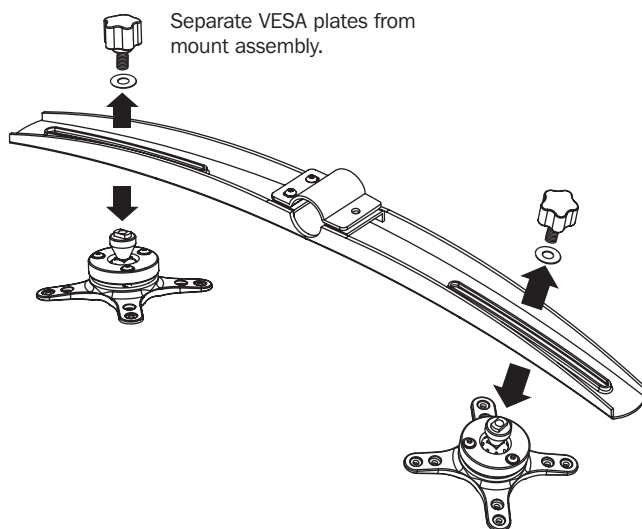


step

2




1



Assembly

step

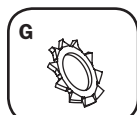
3



8




8



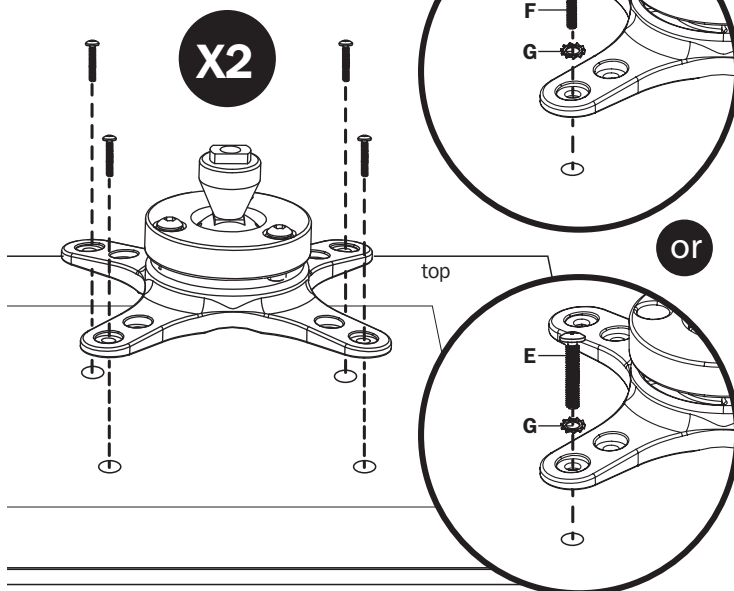
8



8



8



E and **G** may be used with **H** and **I** as is appropriate for your mounting situation.

Assembly

step

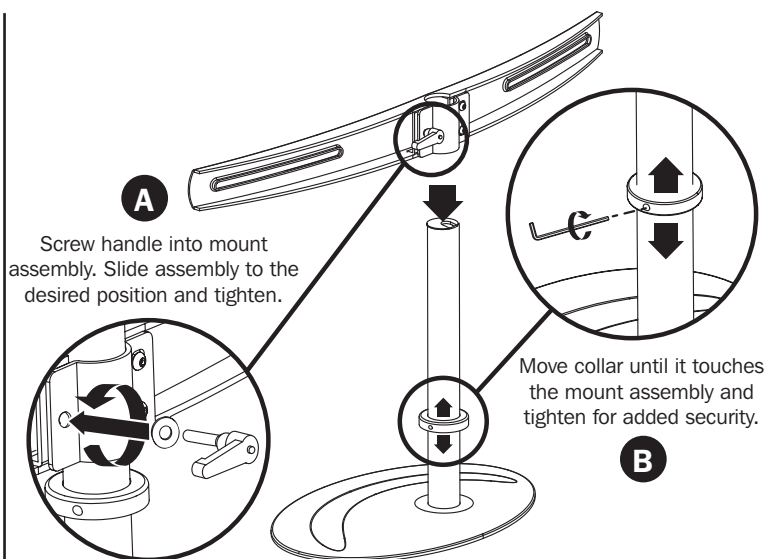
4



1



1



step


5



2



WARNING: Always ensure both monitors face forward. Turning the monitors to face backward may cause the unit to tip over.



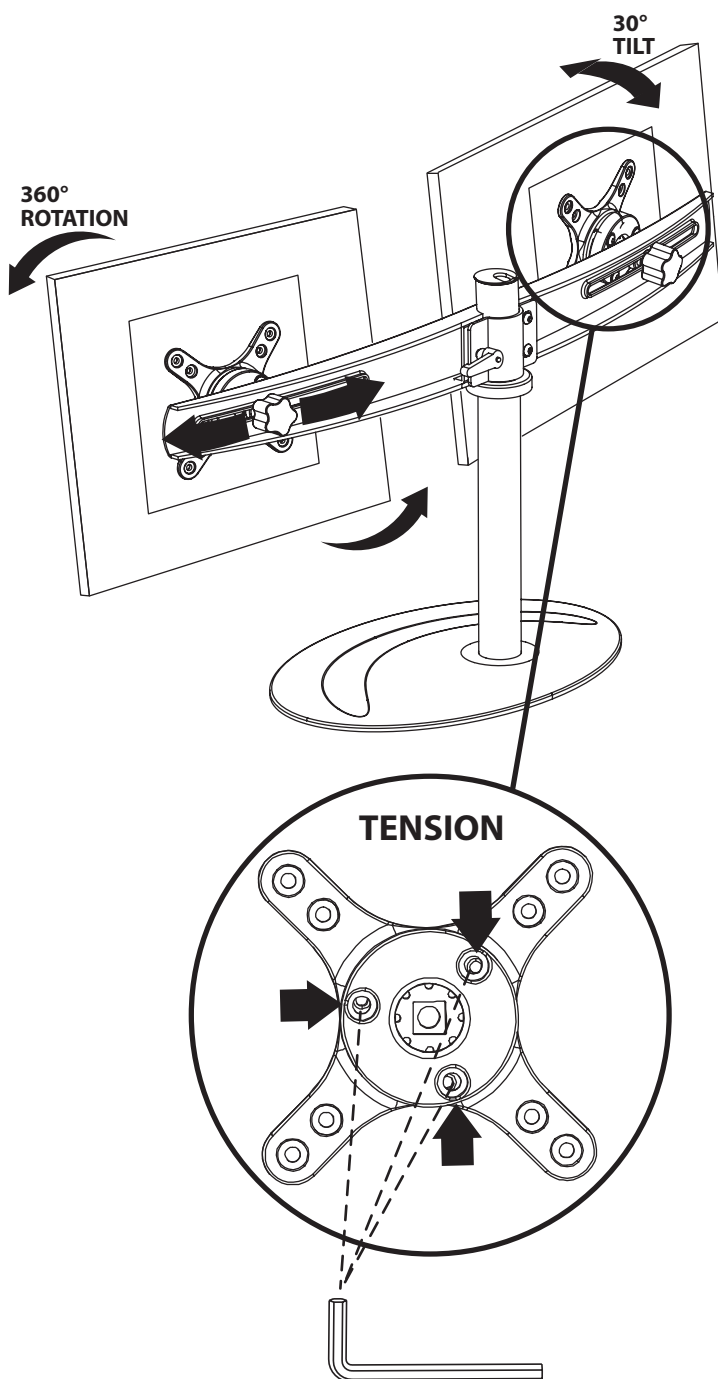
Assembly

step

6

K

1





1111 W. 35th Street, Chicago, IL 60609 USA • www.tripplite.com/support