

4POSTRACKHD


Packaging Contents

- 40 x Hex Bolt
- 40 x Nut
- 40 x Spring Washer
- 40 x Cage Nut (10-32 UNF)
- 50 x Cabinet Screw (10-32 UNF)

Tools Required

- 2 x 14mm wrench

WARNING! Please ensure that the rack is full assembled with all included parts and fasteners before attempting to mount any rack equipment. Failure to install and fully tighten any hardware could severely compromise the structural integrity of the rack. If any hardware is missing, please contact StarTech.com customer service immediately.



4 x Vertical Rails



4 x Top/Bottom Rails




4 x Join Brackets

Assembly


1. Lay the vertical rails face down. At one end, place a top/bottom rail and insert three hex head bolts and fasten with three head nuts.




2. Install a second top/bottom rail at the other end of the vertical rail.



3. Repeat Step 2 to attach the second vertical rail. Repeat Steps 1 to 3 to assemble the other side.



4. Connect the vertical rails together using the join brackets. Insert the hooks into the slots on the vertical rails. Insert two hex head bolts and fasten with two head nuts for each side.



5. Securely attach the join brackets at the top and bottom ends on a single side first. Then reverse the rack and repeat the same steps on the other side.



6. Finished assembly of rack.



Bottom of Rack



Top of Rack

7. Stand up the frame and check that all the bolts are tightened.



Specifications

Description	45U Heavy Duty 36in Deep 4 Post Open Server Equipment Rack
Colour	Black
Materials	SPCC (2.0mm)
Weight Capacity	800 kg
Dimensions	609.0 mm x 914.0 mm x 2135.0 mm
Net Weight	55 kg
Standards	EIA-310D
Certifications	UL/CE

FCC Compliance Statement

This equipment has been tested and found to comply with the limits for a Class B digital device, pursuant to part 15 of the FCC Rules. These limits are designed to provide reasonable protection against harmful interference in a residential installation. This equipment generates, uses and can radiate radio frequency energy and, if not installed and used in accordance with the instructions, may cause harmful interference to radio communications. However, there is no guarantee that interference will not occur in a particular installation. If this equipment does cause harmful interference to radio or television reception, which can be determined by turning the equipment off and on, the user is encouraged to try to correct the interference by one or more of the following measures:

- Reorient or relocate the receiving antenna.
- Increase the separation between the equipment and receiver.
- Connect the equipment into an outlet on a circuit different from that to which the receiver is connected.
- Consult the dealer or an experienced radio/TV technician for help.

Use of Trademarks, Registered Trademarks, and other Protected Names and Symbols

This manual may make reference to trademarks, registered trademarks, and other protected names and/or symbols of third-party companies not related in any way to StarTech.com. Where they occur these references are for illustrative purposes only and do not represent an endorsement of a product or service by StarTech.com, or an endorsement of the product(s) to which this manual applies by the third-party company in question. Regardless of any direct acknowledgement elsewhere in the body of this document, StarTech.com hereby acknowledges that all trademarks, registered trademarks, service marks, and other protected names and/or symbols contained in this manual and related documents are the property of their respective holders.

Technical Support

StarTech.com's lifetime technical support is an integral part of our commitment to provide industry-leading solutions. If you ever need help with your product, visit www.startech.com/support and access our comprehensive selection of online tools, documentation, and downloads.

Warranty Information

This product is backed by a lifetime warranty.

In addition, StarTech.com warrants its products against defects in materials and workmanship for the periods noted, following the initial date of purchase. During this period, the products may be returned for repair, or replacement with equivalent products at our discretion. The warranty covers parts and labor costs only. StarTech.com does not warrant its products from defects or damages arising from misuse, abuse, alteration, or normal wear and tear.

Limitation of Liability

In no event shall the liability of StarTech.com Ltd. and StarTech.com USA LLP (or their officers, directors, employees or agents) for any damages (whether direct or indirect, special, punitive, incidental, consequential, or otherwise), loss of profits, loss of business, or any pecuniary loss, arising out of or related to the use of the product exceed the actual price paid for the product. Some states do not allow the exclusion or limitation of incidental or consequential damages. If such laws apply, the limitations or exclusions contained in this statement may not apply to you.