



Easy to use and affordable, with wireless convenience.

Bring wireless convenience to your home office or small and medium businesses with the Dell C1660w Colour Printer. Ultra compact and easy to use, this affordable printer with built-in WiFi¹ offers outstanding value with excellent print quality, fast speeds and reliable performance.



Dell™ C1660w
Colour Printer

1. PC must have a wireless card or be connected to a wireless network and have the printer software installed for proper function.



The power to do more

Dell C1660w

Colour Printer

Gain efficiency with wireless convenience

- Share your printer on a wireless network with embedded WiFi¹. Wireless setup has never been easier with Dell Printer Easy WiFi Installer². Enjoy quick and intuitive set up – in 4 easy clicks!
- Print directly from a variety of mobile devices, such as smartphones and tablets, with:
 - **Dell Mobile Print** app for Android™ mobile devices³
 - **Mobile Print App for Dell** for iOS mobile devices³ (available in Jan 2013)
- Experience fast print speeds of up to 12 pages per minute (ppm) black and 10 ppm colour (A4) (actual print speed will vary with use)⁴.
- Maximise your workspace with this space saving, ultra compact colour printer.

Simple to use and easy to maintain

- Easy to use with simple control buttons.
- Minimise downtime with a specially designed drum and fuser unit that is designed to last the lifespan of the printer.

Affordable to own

- Save on maintenance costs with only the toner cartridges to replace – no separate purchase of a maintenance kit required.
- Innovative LED printing technology and ENERGY STAR® qualification help to deliver greater energy savings.

Outstanding reliability

- With a maximum duty cycle of up to 30,000 pages per month⁵, you can depend on this reliable printer to deliver various printing needs.
- Enjoy peace of mind with Dell's standard 1 Year Next-Business-Day Exchange Service⁶.
- Protect your investment with optional Limited Hardware Warranty extension for up to four years.

Superb print quality

- Make an impression with brilliant, high-quality and true-to-life prints with Colour By Dell.
- Dell Clear View LED technology features an intelligent self scanning print head and enhanced imaging controller that allows for higher quality printouts and low maintenance in a small compact form factor.
- Get professional business quality prints with crisp text and sharp images, up to 600 x 600 dpi resolution (up to 1200 dpi image quality).



Ultra compact size to fit just about anywhere in your office.



Built-in WiFi that is quick and easy to set-up.




Print directly from Android™ mobile devices using **Dell Mobile Print**, or iOS mobile devices using **Mobile Print App for Dell** (available in Jan 2013).

Dell Printer Easy WiFi Installer

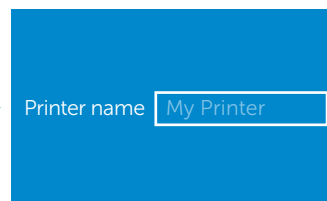
Wireless installation made easy. Enjoy quick and intuitive set up – in 4 clicks!



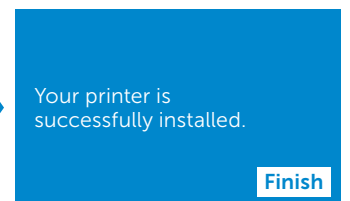
Insert CD to install Printer Driver and Software. Select 'Setup'. (Driver also available on dell.com/support)



Select 'Wireless' as the Connection Method.



Personalise your printer's identity on the network if required, and click 'Next'.



Click 'Finish'. Your printer is ready to print.

1. PC must have a wireless card or be connected to a wireless network and have the printer software installed for proper function.

2. In comparison to Dell 1350cnw and Dell 1355cnw.

3. The printer and the mobile device must be connected to the same wireless network.

4. Measured in accordance with ISO IEC 27434/35 methodology. Speed may vary depending upon system configuration, software application and document complexity.

5. Duty cycle is defined as the maximum number of imaged outputs a device could deliver in a month. This metric provides a comparison of robustness in relation to other Dell printers and multifunction printers.

6. For more information on warranty, visit dell.com/printer

Dell C1660w

Colour Printer



1. Built in WiFi with WPS button³
2. 100 sheet output bin
3. Control panel - 2 line LCD, 5 way key
4. Kensington slot (rear of printer)
5. 150 sheet input tray

Consumables

Ship-with toner cartridge capacity¹

500 pages (black)
500 pages (colour – CMY)

Standard capacity toner cartridge¹

1,250 pages (black)
1,000 pages (colour – CMY)

Toner recycling

Free and environmentally responsible toner recycling solutions for all private and business needs. For more information, visit dell.com/recycle.

Warranty and service options

1-Year Next Business Day Exchange Service².
2 - 4 Years Extended Service Options available.

Physical specifications

| | |
|-------------------------------|--|
| Dimensions (W x D x H) | Printer: 394 mm x 300 mm x 225 mm; Shipping: 525 mm x 431 mm x 380 mm |
| Weight | Printer: 10.5 kg with consumables; Shipping: 13.0 kg |
| Operating environment | Temperature: 5°C to 32°C; Relative Humidity: 15% to 85% RH, Non-Condensing; Altitude: ≤ 3100 m |
| Storage | Temperature: 0°C to 35°C; Relative Humidity: 15% to 80% RH; Altitude: ≤ 3100 m |
| Acoustics | Printing (Simplex mode): 47.9 dB ⁴ (black), 46.4 dB ⁴ (colour); Standby mode: 23.3 dB ⁴ |

Power specifications

| | |
|---|--|
| Voltage | |
| 230 vac model | 220 to 240 vac ± 10 %, 50 ± 3 Hz / 60 ± 3 Hz nominal |
| Power consumption | Standby mode: 40 W/h, Continuous printing: 250 W/h, Power Saver mode: Sleep: ≤ 8.0 W/h; Deep Sleep: ≤ 1.5 W/h |
| Typical energy consumption⁵ | 0.745 kWh/week (TEC 230V) |
| Environmental compliance | ROHS-compliant ⁶ , ENERGY STAR [®] qualified ⁷ , Blue Angel (Germany), WEEE, ErP Lot 6 Tier 1 (2010), Tier 2 (2003) - with Tier 2 Declaration Document included |

Supported languages

English, French, German, Italian, Spanish, Danish, Norwegian, Dutch and Swedish

Product certifications

| | |
|------------------------------|---|
| Safety certifications | EN 60950-1:2006 +A1:2010 +A11:2009 +A12:2011 / IEC 60950-1:2005 +A1:2009; UL 60950-1:2007/CAN/CSA-C22.2 No. 60950-1-07, Second Edition, (IEC 60950-1:2005, Modified); CE Mark (EU); GS Mark (Germany); NEMKO (Nordic); NOM (Mexico); Singapore Mark |
| Other certifications | EN 55022: 2006+A1: 2007, Class B; EN 61000-3-2: 2006+A1: 2009+A2: 2009, Class A; EN 61000-3-3: 2008; EN 55024: 1998+A1: 2001+A2: 2003; ICES-003, (Canada); US CFR Title 47, FCC Part 2 and 15, Class B; CE Mark (EU); C-tick (Australia) |

1. Black and colour toner yield based on testing in accordance with ISO/IEC 19798. Yields vary with usage and environmental conditions.

2. For more information on warranty, visit dell.com/printer

3. WiFi router must be supported by WiFi Protected Setup (WPS) function.

4. Tested in accordance with ISO 7779 and reported in accordance with ISO 9296. Acoustics - Declared noise emission values of computer and business equipment

5. For the Typical Energy Consumption value calculation details please visit: www.energystar.gov/ia/products/fap/IE_TEC_Test_Procedure.pdf

6. Meets the requirements of the EU Directive on the Restriction of the use of certain Hazardous Substances (RoHS) dated 27 January 2003

7. For details on energy efficiency of ENERGY STAR[®] qualified products, refer to: www.energystar.gov

Product Specifications

| | | |
|---|---|--|
| Printer specifications | Print speed | Up to 12 ppm black and up to 10 ppm colour (A4) ¹ ; (Actual print speed vary with use) |
| | First page out time from Ready state | Less than or equals to 21 sec (black), 25 sec (colour) |
| | Print resolution | 600 x 600 dpi (up to 1200 dpi Image Quality) |
| | User interface | 2 Line LCD, 5 Way key, Power LED, WiFi Blue LED with WPS button ² |
| | Printer language | GDI (Graphics Device Interface) |
| | Fonts | Host-based |
| | Processor speed/memory | 384 MHz / 128 MB ³ RAM |
| | Memory expansion | Not available |
| | Maximum duty cycle | Up to 30,000 pages per month ⁴ |
| | Recommended monthly print volume | 200 - 500 pages per month |
| Mobile printing | Dell Mobile Print (Android™ OS mobile devices); Mobile Print App for Dell (iOS mobile devices) - available in Jan 2013 | |
| Printer management | Dell OpenManager™ Printer Manager v2; Dell Printer Configuration Web Tool; Dell ColourTrack 1.0 and Dell Toner Management System, Dell Open Print Driver | |
| Connectivity | Interfaces | USB 2.0 High speed and Wireless: WiFi (b/g/n), WPA 2.0 (Personal), WPS |
| | Wireless | WiFi (b/g/n), WPA 2.0 (Personal), WPS |
| Operating systems | Windows | Microsoft® Windows® 8 32 bit / 64 bit, Microsoft® Windows® 7 32 bit / 64 bit, Windows® Vista® 32 bit / 64 bit (Home Basic, Home Premium, Ultimate, Business), Windows® Server 2008 32 bit / 64 bit, Windows® Server 2008 R2, Windows® XP 32 bit / 64 bit (Home & Pro), Windows® 2003 Server 32 bit / 64 bit, Windows® Server 2012 64 bit |
| | Macintosh | Macintosh OS®: 10.3.9 or later (Power PC 32 bit), 10.4.11 or later (Power PC 32 bit / Intel® 32 bit), 10.5 with latest update (Power PC 32 bit / 64 bit / Intel® 32 bit / 64 bit), 10.6 with the latest update (Intel® 32 bit / 64 bit), 10.7 with the latest update |
| Paper handling | Standard input sources | 150 sheet |
| | Additional input capacity | Not available |
| | Maximum input capacity | 150 sheet |
| | Duplexer | Manual |
| | Standard output destination | 100 sheet bin |
| | Maximum output capacity | 100 sheet |
| Supported media types, sizes and paper weights | Standard tray | |
| | Media types supported | Plain Paper (Normal, Thick), Cover (106 - 163 g/m ²), Coated Paper (106 - 163 g/m ²), Label, Envelope, Recycled Paper, Hagaki (190 gsm) |
| | Media sizes | A4 SEF, B5 SEF, A5 SEF, US Letter SEF, Executive SEF, Folio (8.5" x 13") SEF, US Legal SEF, Com-10 SEF, Monarch/DL, C5 SEF, Custom paper size: Width: 76.2 mm to 215.9 mm, Length: 127 mm to 355.6 mm |
| | Page layout options | Portrait or Landscape Orientation, Multiple Copies, Multipage Printing (N-up), Manual Duplex Printing (Mac and Windows® Driver), Poster (only for Windows® Driver), Watermarks (only for Windows Driver), Collate, Rotation |
| Contents in box | Dell C1660w Colour Printer, Software and Documentation CD (Printer Driver and Dell Toner Management Software), Dell C1660w Ship-With Black Cartridge (500 page yield ⁵), Dell C1660w Ship-With Colour Cartridges (500 page yield ⁵), Power Cord, USB cable, Placemat, Important Information booklet, Blue Angel Tech Sheet (Europe only), GS-Mark Tech Sheet (Europe only), Retail Warranty Tech Sheet, Safety Precaution Tech Sheet. | |

1. Measured in accordance with ISO IEC 27434/35 methodology. Speed may vary depending upon system configuration, software application and document complexity.

2. WiFi router must be supported by WiFi Protected Setup (WPS) function.

3. 1 MB means 1 million bytes; total accessible capacity varies depending on operating environment.

4. Duty cycle is defined as the maximum number of imaged outputs a device could deliver in a month. This metric provides a comparison of robustness in relation to other Dell printers and multifunction printers.

5. Black and colour toner yield based on testing in accordance with ISO/IEC 19798. Yields vary with usage and environmental conditions.

©2012 Dell Corporation Limited. Dell, the Dell logo and Dell Toner Management System are registered trademarks or trademarks of Dell Inc. Other trademarks and trade names may be used in this document to refer to either the entities claiming the marks and names or their products. Dell disclaims proprietary interest in the marks and names of others. Microsoft, Windows and Windows NT are registered trademarks or trademarks of Microsoft Corporation.

Specifications are subject to change without notice. Dell cannot be responsible for errors and omissions in typography or photography.

G12003578 - Version 1.1 (March 2013) - C1660w