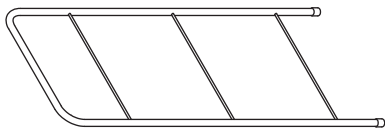
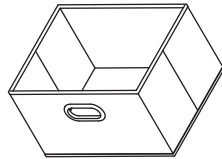


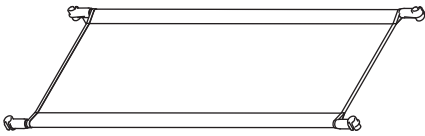
6779-4464 Closet Shelves & Drawers ©2013 Whitmor, Inc.



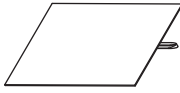
A 2 ea
Side frame



C 2 ea
Fabric drawer



B 3 ea
Fabric shelf with poles



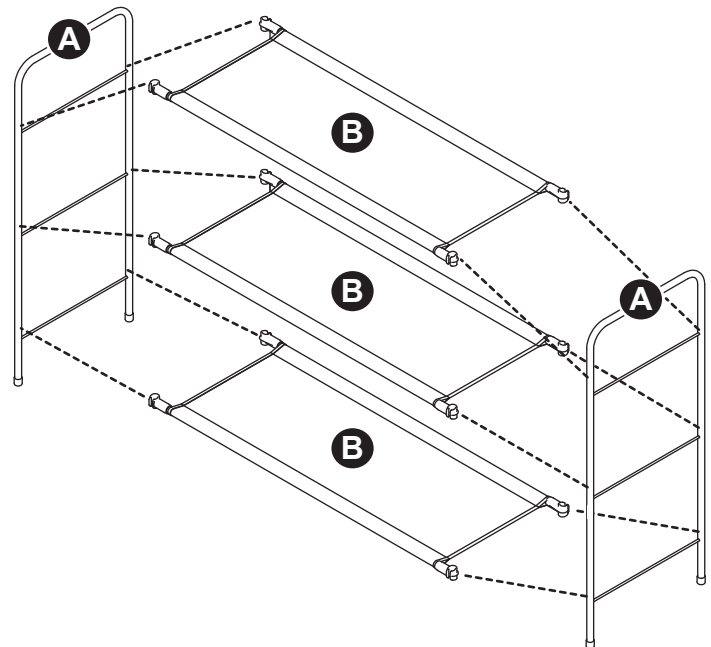
D 2 ea
Drawer bottom insert

Assembly Time:
Less than 15 minutes.

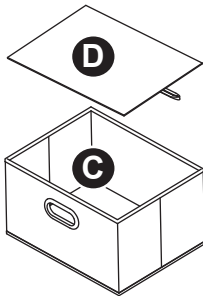
This product is for closet storage

Tools Needed: No tools required.

STEP 1. Clip fabric shelf with poles (B) to side frames (A). The clip rests at the top of each horizontal bar on the side frame.



STEP 2. Unfold each fabric drawer (C) and insert each drawer bottom (D). Place the assembled drawers onto a shelf.



STEP 3. Assembly is complete. Enjoy your new closet shelves & drawers.



Part	Reference
A	F7617
B	F7618
C	F7619
D	F7620

MADE IN CHINA



8680 Swinnea Road • Suite 103 • Southaven, MS • 38671

NEED HELP? For help with assembly, or if you are missing a part, please call Whitmor's Customer Service Department, 1-888-944-8667 between 8 a.m. and 4:30 p.m. (Central Standard Time) Monday through Friday. Or email: customer_service@whitmor.com. Visit us online at www.whitmor.com