



## Guia de Instalação Rápida

**TU-P1284**

Português .....	1
1. Antes de Iniciar .....	1
2. Instalação de Hardware .....	2
3. Instalação de Driver .....	3
Troubleshooting .....	6

# 1. Antes de Iniciar



## Conteúdo da Embalagem

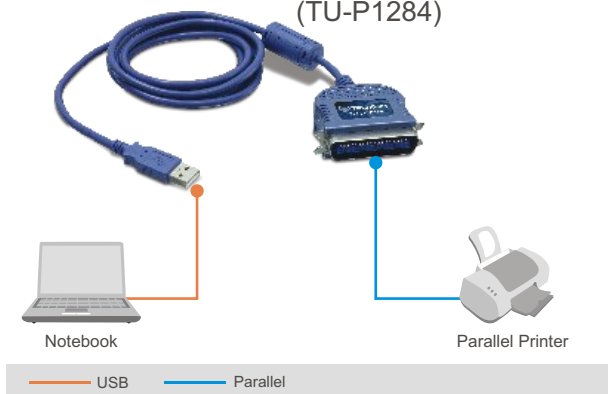
- TU-P1284
- Guia de Instalação Rápida

## Requisitos do Sistema

- Windows 98SE/ME/2000/XP/Vista
- Computador com uma porta USB 1.1 ou 2.0 disponível

## Aplicação

### USB to Parallel Converter (TU-P1284)



## 2. Instalação de Hardware

Nota: Se você está instalando uma nova impressora, você precisará instalar o driver para sua impressora. Recorra ao manual do usuário de sua impressora para instalação de driver.

1. Ligue seu computador e aguarde até a área de trabalho do Windows aparecer.



2. Conecte o conector paralelo à porta paralela de sua impressora e ligue a impressora.

3. Conecte o adaptador a uma porta USB disponível em seu computador.



## 3. Instalação de Driver

Nota: Para Windows 2000/XP/Vista, drivers irão instalar automaticamente. Para Windows ME siga para o passo 1. Para Windows 98SE, siga para o passo 7.

### Windows ME

1. Vá até [www.trendnet.com](http://www.trendnet.com) e faça download dos drivers Windows ME/98SE.

2. Descomprima os drivers usando um programa de extração (e.x. Winzip).

3. Selecione **Specify the location of the driver (Advanced)** (Especifique a localização do driver (Avançado)) e então clique **Next** (Próximo).



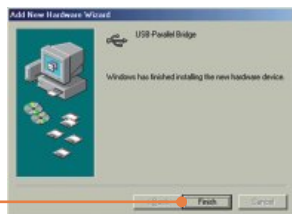
4. Selecione **Specify a location** (Especifique um local) e clique **Browse** (Procurar). Procure o arquivo do driver e então clique **Next** (Próximo).



5. Clique **Next** (Próximo).



6. Clique **Finish** (Finalizar).

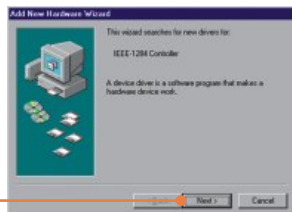


## Windows 98SE

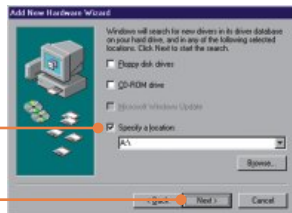
7. Vá até [www.trendnet.com](http://www.trendnet.com) e faça download dos drivers Windows ME/98SE.

8. Descomprima os drivers usando um programa de extração (e.x. Winzip).

9. Clique **Next** (Próximo).



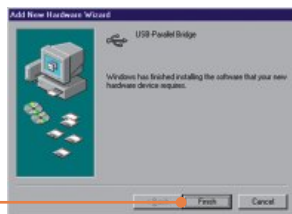
10. Selecione **Specify a location** (Especifique um local) e clique **Browse** (Procurar). Procure o arquivo do driver e então clique **Next** (Próximo).



11. Clique **Next** (Próximo).



12. Clique **Finish** (Finalizar).



**Sua instalação agora está completa.**

### Registre Seu Produto

Para garantir o alto nível do service e suporte ao consumidor, por favor tire um minuto para registra seu produto Online em: [www.trendnet.com/register](http://www.trendnet.com/register)  
Agradecemos por ter escolhido TRENDnet

**P1: Eu posso conectar ou desconectar os cabos USB enquanto o computador estiver ligado?**

**R1:** Sim, você pode conectar ou desconectar o cabo USB enquanto o computador estiver ligado, porque a interface USB é Plug-and-Play e hot-pluggable.

**Q2: Meu computador tem um interface USB mas a porta USB parece não funcionar. O que devo fazer?**

**A2:** Verifique se o BIOS do seu computador tem sua opção USB habilitada. Também verifique no gerenciador de dispositivo se não há nenhum ponto de exclamação nas seções “Universal Serial Bus Controllers” (Controladores Universais Serial Bus). Para mais informações referentes às configurações de BIOS, favor recorrer ao Manual do usuário do seu computador.

Se você ainda encontrar problemas ou tiver alguma pergunta referente ao TU-P1284, favor entrar em contato com o Departamento de Suporte Técnico da Trendnet



## Limited Warranty

TRENDnet warrants its products against defects in material and workmanship, under normal use and service, for the following lengths of time from the date of purchase.

### TU-P1284 - 2 Year Warranty

If a product does not operate as warranted above during the applicable warranty period, TRENDnet shall, at its option and expense, repair the defective product or part, deliver to customer an equivalent product or part to replace the defective item, or refund to customer the purchase price paid for the defective product. All products that are replaced will become the property of TRENDnet. Replacement products may be new or reconditioned.

TRENDnet shall not be responsible for any software, firmware, information, or memory data of customer contained in, stored on, or integrated with any products returned to TRENDnet pursuant to any warranty.

There are no user serviceable parts inside the product. Do not remove or attempt to service the product by any unauthorized service center. This warranty is voided if (i) the product has been modified or repaired by any unauthorized service center, (ii) the product was subject to accident, abuse, or improper use (iii) the product was subject to conditions more severe than those specified in the manual.

Warranty service may be obtained by contacting TRENDnet office within the applicable warranty period for a Return Material Authorization (RMA) number, accompanied by a copy of the dated proof of the purchase. Products returned to TRENDnet must be pre-authorized by TRENDnet with RMA number marked on the outside of the package, and sent prepaid, insured and packaged appropriately for safe shipment.

WARRANTIES EXCLUSIVE: IF THE TRENDnet PRODUCT DOES NOT OPERATE AS WARRANTED ABOVE, THE CUSTOMER'S SOLE REMEDY SHALL BE, AT TRENDnet'S OPTION, REPAIR OR REPLACEMENT. THE FOREGOING WARRANTIES AND REMEDIES ARE EXCLUSIVE AND ARE IN LIEU OF ALL OTHER WARRANTIES, EXPRESSED OR IMPLIED, EITHER IN FACT OR BY OPERATION OF LAW, STATUTORY OR OTHERWISE, INCLUDING WARRANTIES OF MERCHANTABILITY AND FITNESS FOR A PARTICULAR PURPOSE. TRENDnet NEITHER ASSUMES NOR AUTHORIZES ANY OTHER PERSON TO ASSUME FOR IT ANY OTHER LIABILITY IN CONNECTION WITH THE SALE, INSTALLATION MAINTENANCE OR USE OF TRENDnet'S PRODUCTS.

TRENDnet SHALL NOT BE LIABLE UNDER THIS WARRANTY IF ITS TESTING AND EXAMINATION DISCLOSE THAT THE ALLEGED DEFECT IN THE PRODUCT DOES NOT EXIST OR WAS CAUSED BY CUSTOMER'S OR ANY THIRD PERSON'S MISUSE, NEGLIGENCE, IMPROPER INSTALLATION OR TESTING, UNAUTHORIZED ATTEMPTS TO REPAIR OR MODIFY, OR ANY OTHER CAUSE BEYOND THE RANGE OF THE INTENDED USE, OR BY ACCIDENT, FIRE, LIGHTNING, OR OTHER HAZARD.

LIMITATION OF LIABILITY: TO THE FULL EXTENT ALLOWED BY LAW TRENDnet ALSO EXCLUDES FOR ITSELF AND ITS SUPPLIERS ANY LIABILITY, WHETHER BASED IN CONTRACT OR TORT (INCLUDING NEGLIGENCE), FOR INCIDENTAL, CONSEQUENTIAL, INDIRECT, SPECIAL, OR PUNITIVE DAMAGES OF ANY KIND, OR FOR LOSS OF REVENUE OR PROFITS, LOSS OF BUSINESS, LOSS OF INFORMATION OR DATA, OR OTHER FINANCIAL LOSS ARISING OUT OF OR IN CONNECTION WITH THE SALE, INSTALLATION, MAINTENANCE, USE, PERFORMANCE, FAILURE, OR INTERRUPTION OF THE POSSIBILITY OF SUCH DAMAGES, AND LIMITS ITS LIABILITY TO REPAIR, REPLACEMENT, OR REFUND OF THE PURCHASE PRICE PAID, AT TRENDnet'S OPTION. THIS DISCLAIMER OF LIABILITY FOR DAMAGES WILL NOT BE AFFECTED IF ANY REMEDY PROVIDED HEREIN SHALL FAIL OF ITS ESSENTIAL PURPOSE.

Governing Law: This Limited Warranty shall be governed by the laws of the state of California.

AC/DC Power Adapter, Cooling Fan, Cables and Power Supply carry 1 Year Warranty

## Certifications

This equipment has been tested and found to comply with FCC and CE Rules.

Operation is subject to the following two conditions:

- (1) This device may not cause harmful interference.
- (2) This device must accept any interference received. Including interference that may cause undesired operation.



Waste electrical and electronic products must not be disposed of with household waste. Please recycle where facilities exist. Check with you Local Authority or Retailer for recycling advice.



**NOTE:** THE MANUFACTURER IS NOT RESPONSIBLE FOR ANY RADIO OR TV INTERFERENCE CAUSED BY UNAUTHORIZED MODIFICATIONS TO THIS EQUIPMENT. SUCH MODIFICATIONS COULD VOID THE USER'S AUTHORITY TO OPERATE THE EQUIPMENT.

### ADVERTENCIA

En todos nuestros equipos se mencionan claramente las características del adaptador de alimentación necesario para su funcionamiento. El uso de un adaptador distinto al mencionado puede producir daños físicos y/o daños al equipo conectado. El adaptador de alimentación debe operar con voltaje y frecuencia de la energía eléctrica domiciliar existente en el país o zona de instalación.



## TRENDnet Technical Support

### US • Canada

**Toll Free Telephone:** 1(866) 845-3673  
24/7 Tech Support



### Europe (Germany • France • Italy • Spain • Switzerland • UK)

**Toll Free Telephone:** +00800 60 76 76 67  
English/Espanol - 24/7  
Francais/Deutsch - 11 am-8pm, Monday - Friday MET

### Worldwide

**Telephone:** +{31} (0) 20 504 05 35  
English/Espanol - 24/7  
Francais/Deutsch - 11 am-8pm, Monday - Friday MET

## Product Warranty Registration

Please take a moment to register your product online.  
Go to TRENDnet's website at <http://www.trendnet.com/register>

**TRENDnet**<sup>®</sup>  
20675 Manhattan Place  
Torrance, CA 90501  
USA