

Contact insert - HC-B 10-EBUZZ - 1647381

Please be informed that the data shown in this PDF Document is generated from our Online Catalog. Please find the complete data in the user's documentation. Our General Terms of Use for Downloads are valid (<http://download.phoenixcontact.com>)



HEAVYCON female insert, B10 series, 10-pos., 2 spring-cage connections per contact

Key commercial data

package_quantity	1
GTIN	4017918948924

Technical data

General

Note	For housing HC-B10
Connection method	Spring-cage connection
Pollution degree	3
Surge voltage category	III
Number of positions	10+PE
Insertion/withdrawal cycles	≥ 500
Design	B10
Conductor cross section	0.14 mm ² ... 2.5 mm ²
Connection cross section AWG	26 ... 14
Stripping length of the individual wire	10 mm ± 1 mm
Assembly instructions	For housing h ≥ 72 mm. Connectors may be operated only when there is no load/voltage.
Connection	For housings of type B10.

Ambient conditions

Ambient temperature (operation)	-40 °C ... 125 °C (including heating up of contacts)
---------------------------------	--

Material data

Inflammability class according to UL 94	V0
Contact material	Copper alloy
Contact surface material	Ag
Contact carrier material	PC

Electrical characteristics

Rated voltage (III/3)	500 V
Rated surge voltage	6 kV
Rated current	16 A

Contact insert - HC-B 10-EBUZZ - 1647381

Technical data

classifications

eCl@ss

eCl@ss 4.0	27140816
eCl@ss 4.1	27140816
eCl@ss 5.0	27143424
eCl@ss 5.1	27143424
eCl@ss 6.0	27143424
eCl@ss 7.0	27440209
eCl@ss 8.0	27440209

ETIM

ETIM 3.0	EC000437
ETIM 4.0	EC000438
ETIM 5.0	EC000438


UNSPSC

UNSPSC 6.01	31261502
UNSPSC 7.0901	31261502
UNSPSC 11	31261502
UNSPSC 12.01	31261502
UNSPSC 13.2	31261502

approvals

UL Recognized / GOST /

Approval details



accessories

Mounting material

Contact insert - HC-B 10-EBUZZ - 1647381

accessories

HC-B-PES - 1604997



HC-B-ZG - 1685327



HC-B-ZS - 1685330



Coding element

HC-CST - 1676857



HC-CBU - 1676860



Contact insert - HC-B 10-EBUZZ - 1647381

accessories

HC-CB - 1772722



Plug assembly frame

HC-SMR-B10 - 1687969



Plug mounting plate

HC-SMP 125-B10-AMQ - 1660960



Adapter plate

HC-B 24-ADP-B 10-GY - 1660436



Docking frame

HC-B 10-ANDOCK - 1586125

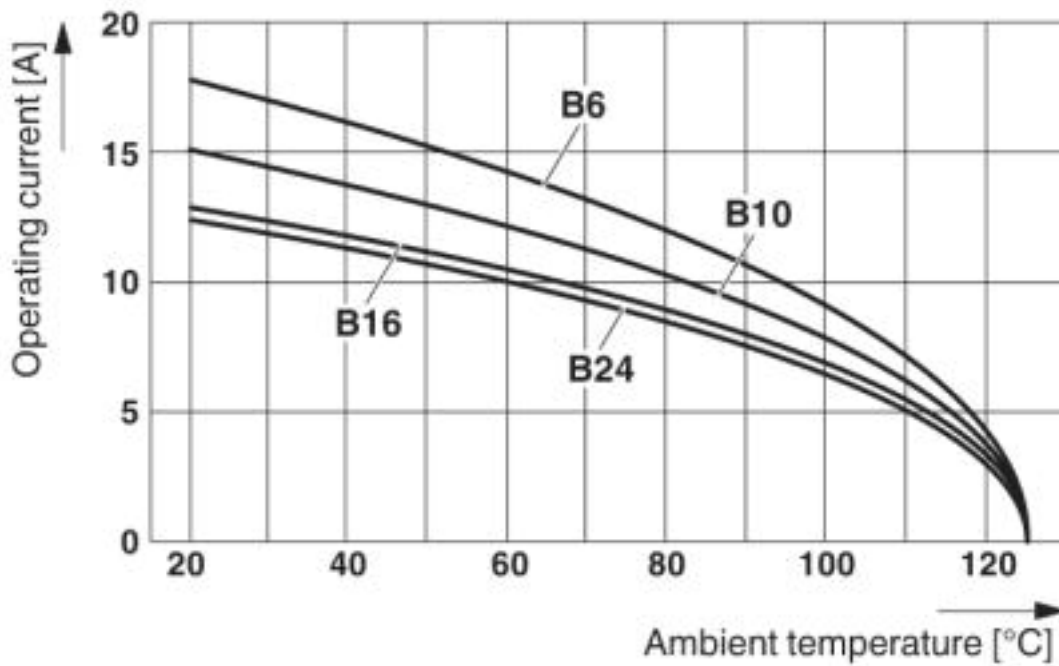


Contact insert - HC-B 10-EBUZZ - 1647381

accessories

Drawings

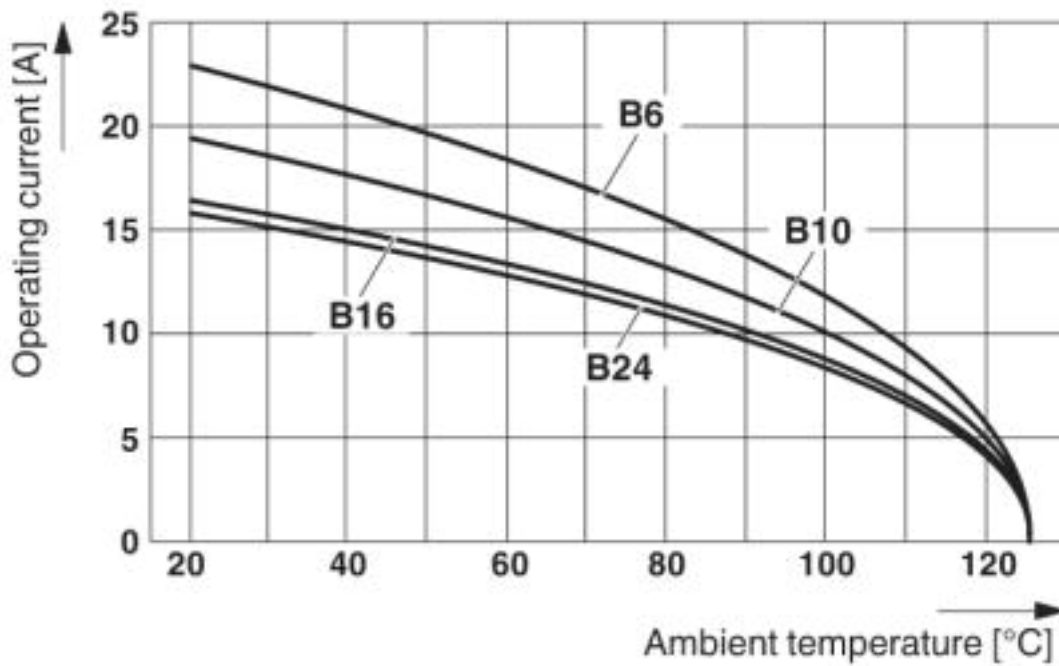
Diagram



The illustration shows the derating diagram of various series B contact inserts (B6 to B24), conductor cross section 1.5 mm²

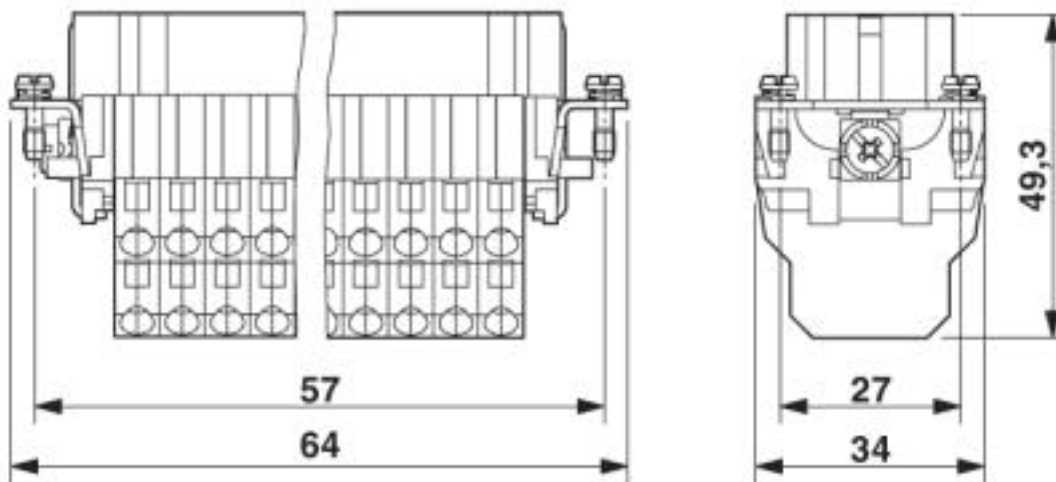
Contact insert - HC-B 10-EBUZZ - 1647381

Diagram



The illustration shows the derating diagram of various series B contact inserts (B6 to B24), conductor cross section 2.5 mm²

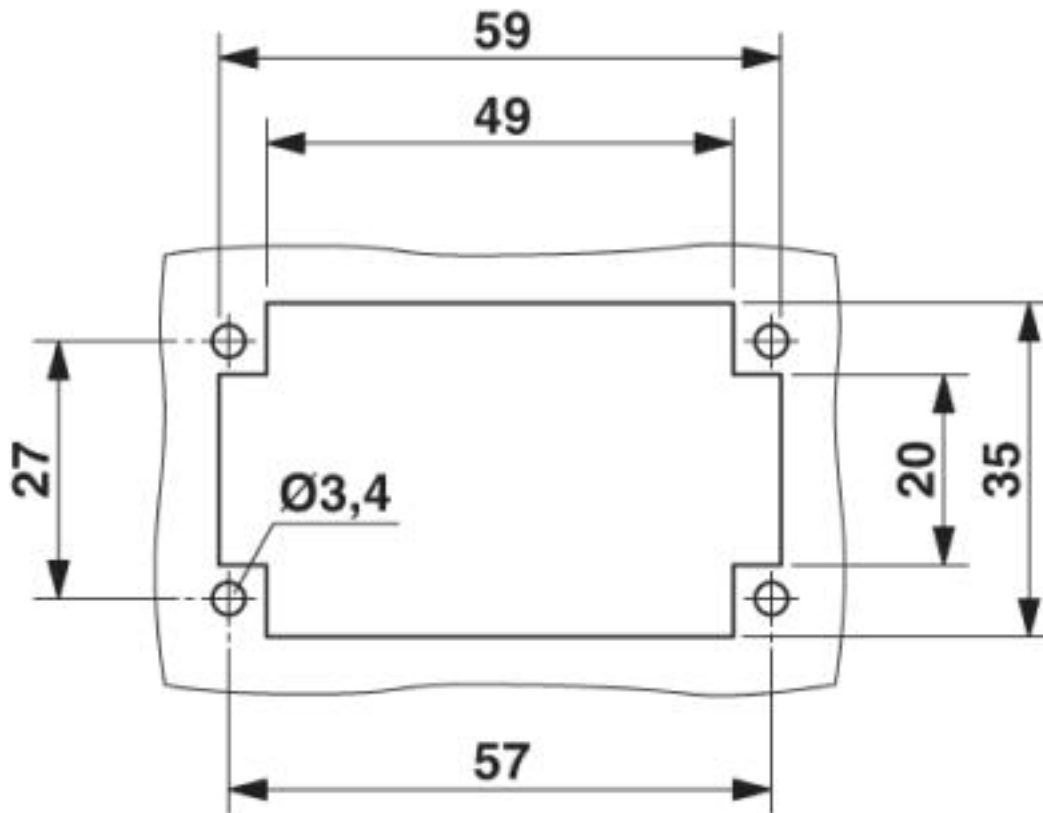
Dimensioned drawing



Female contact insert

Contact insert - HC-B 10-EBUZZ - 1647381


Dimensioned drawing



Panel cutout

Contact insert - HC-B 10-EBUZZ - 1647381

Schematic diagram



Connector pin assignment, connection side

© Phoenix Contact 2013 - all rights reserved
<http://www.phoenixcontact.com>