



User Manual

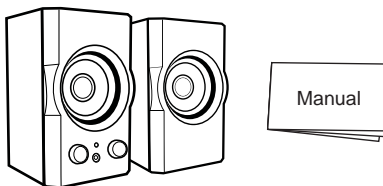
Model: ET-AR302-BK

2.0 Soundstage Speakers



1. Package Contents

1. ET-AR302-BK speaker system
2. User manual



2. Safety Instructions



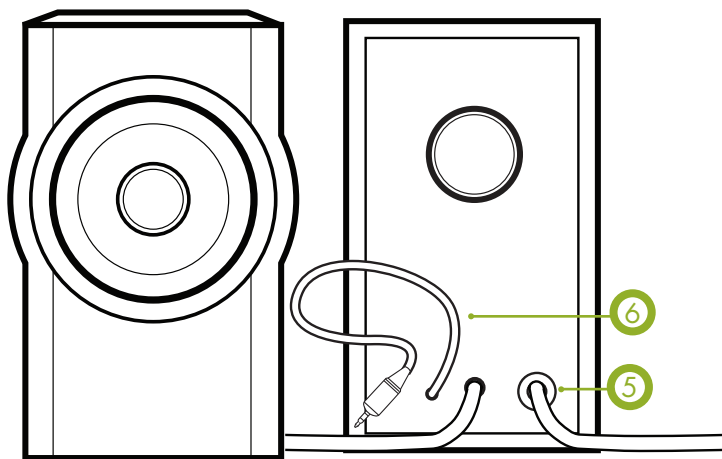
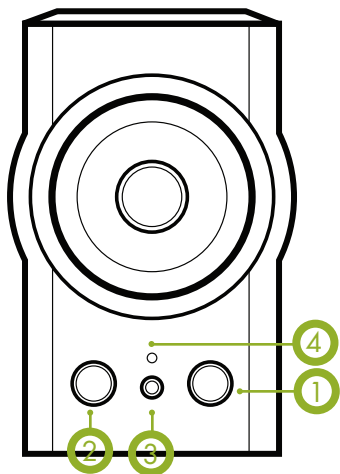
Caution: Electric Shock Hazard

When using this electronic appliance, basic precautions should always be followed to reduce the risk of fire, electrical shock and injury to persons, including the following:

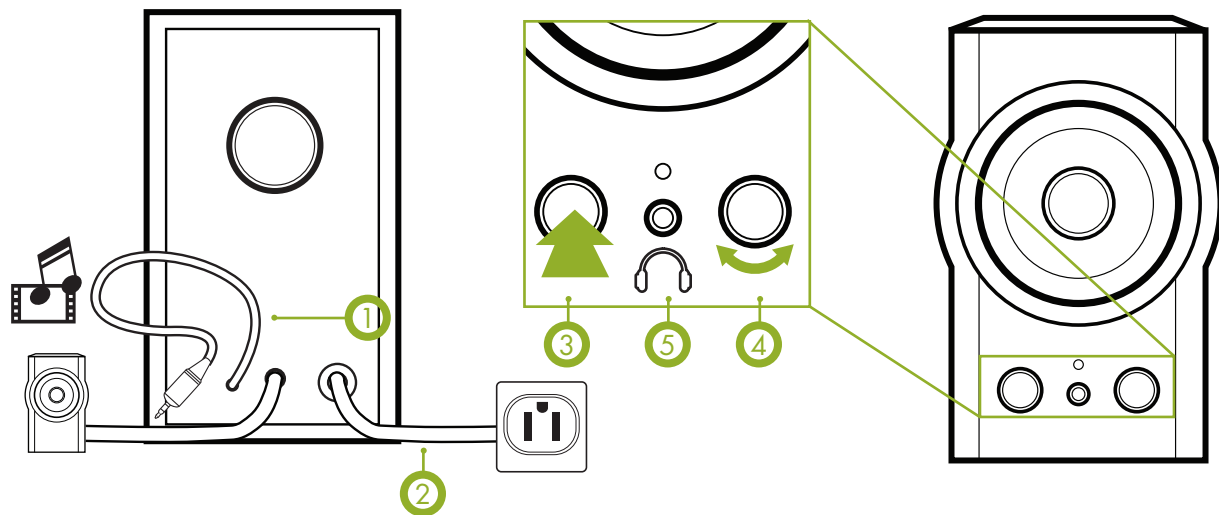
1. Do not use this product near water i.e. bath tub or swimming pool.
2. Unplug from AC outlet when not in use and before cleaning.
3. Close supervision is necessary when used near children.
4. Clean only with dry cloth.
5. Do not attempt to repair the product on your own. It contains no user serviceable parts.

3. Product Overview

1. **Volume**
Increases or decreases volume
2. **Power button**
Press to turn speaker on/off
3. **Headphone**
Input connects to headphones using 3.5mm connectors
4. **Power LED**
Power On/Off indicator
5. **Power cord**
Connects to 110V AC outlet
6. **Audio cable**
Connects to audio sources using 3.5mm connectors



4. Product Setup/Control



1. Connect the 3.5mm end of the audio cable to your music device.
2. Connect the power cord to 110V AC outlet.
3. Push the front power button to turn on the power
4. Turn the volume knob clockwise to increase volume and counterclockwise to decrease volume.
5. For your convenience, you can connect headphones to the speaker's front panel using 3.5mm connectors. No sound will be output from the speakers while the headphone is connected.

5. Specification

• Total RMS Power:	6 Watts
-Satellites:	3 Watts RMS x 2 (into 4 ohms, @ $\leq 1\%$ THD)
• Total Peak Power:	12 Watts
• Frequency Response:	40Hz to 20kHz
• Drivers:	
-Satellites:	3-inch high output drivers with solid wood enclosure
• Speaker Dimension (H x W x D):	3.43"x5.72"x3.43"

6. Optimum Settings

1. For best tonal fidelity, we recommend setting your audio source to line level output and use the speaker to control overall volume level.
2. This speaker system is most efficient when the volume level is set between 30% to 80%. You get highest sound quality and minimum distortion within these volume levels
3. Place the satellite speakers at least 16 inches from each other. This enhances stereo sound effect and perceived sound field.

7. Regulatory Compliance

FCC Class B Information

This equipment has been tested and found to comply with the limits for a Class B digital device, pursuant to Part 15 of FCC Rules. These limits are designed to provide reasonable protection against harmful interference in a residential installation. However, there is no guarantee that interference will not occur in a particular installation.

CE Compliance for Europe

This equipment has been tested and found to comply with the limits for European Council Directive on the approximation of the law of the member states relating to electromagnetic compatibility (89/336/EEC) according to EN55022 Class B.

8. Limited Warranty

Eagle Tech warrants that the product, in the course of its normal use, will be free from defects in material and workmanship for a period of one (1) year. This limited warranty period shall commence on the purchase date appearing on your purchase receipt. Eagle Tech shall have no liability for any product returned if Eagle Tech determines that the product was not purchased from authorized retailers, that the asserted defect a) is not present, b) cannot reasonably be rectified because of damage occurring before Eagle Tech receives the Product, or c) is attributable to misuse, improper installation, alteration (including removing or obliterating labels and opening or removing parts. The foregoing warranty shall extend to repaired or replaced products for the remaining of the applicable period of the original warranty or ninety (90) days from the date of shipment of a repaired or replaced product, whichever is longer.

9. Contacting Us

If you have questions about Eagle Tech products, rebates or RMA, please visit www.eagletechusa.com/support.asp and submit your request to the appropriate department:

Customer Service	obtain technical support
RMA	obtain new RMA number to return defective item(s)
Rebate	check status of your mail-in rebate(s)

Eagle Tech Computers, Inc.
18539 East Gale Avenue
City of Industry, CA 91748
USA
www.eagletechusa.com
Phone: 626.956.4040
Fax: 626.810.4820

© 2008 Eagle Tech Computers, Inc. All rights reserved. Eagle Tech, the Eagle Tech logo and other Eagle Tech marks are owned by Eagle Tech and may be registered. All other trademarks are the property of their respective owners.



Eagle Tech Computers, Inc.

www.eagletechusa.com

Phone: 626.956.4040

Fax: 626.810.4820