

# USB to HDMI 720p Adapter w/ Audio Quick Start Guide




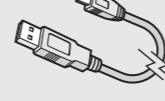
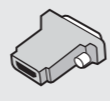



**AUH100F**

aluratek.com

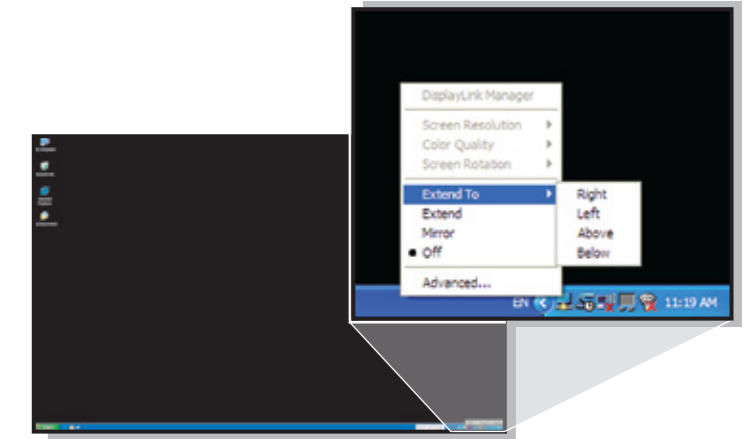
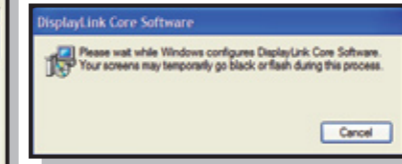
qsg Q10149 Copyright © 2010 Aluratek, Inc. All Rights Reserved.

## Package Contents

Your order has been carefully packaged and inspected. The following should be included in your package. Please inspect the contents of the package to ensure that you have received all items and that nothing has been damaged. If you discover a problem, please contact us immediately for assistance.

 USB to HDMI 720p Adapter w/ Audio	 USB 2.0 Cable	 DVI-HDMI Converter
 Quick Start Guide	 Warranty / Registration Card	 Installation CD

**IMPORTANT!** Please install software before connecting hardware.



**Step 1:** Click "I Accept". Please connect AUH100F after the software installation. You can control the display property of the adapter from the system tray icon or in "Display Property".

## Software Installation (MAC)

**IMPORTANT!** Please install software before connecting hardware.



**Step 1:** Click "DisplayLink Software Installer".



**Step 2:** Click "Continue".



**Step 3 and 4:** Click "Continue" and Click "Agree".



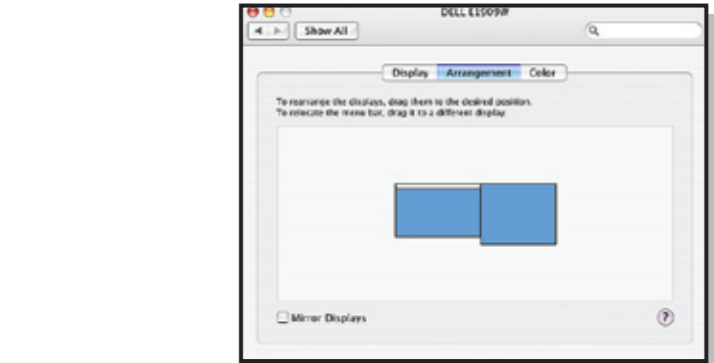
**Step 5 & 6:** Click "Install" and then Click "Continue Installation".



**Step 7:** Click "Restart".




**Step 8 & 9:** Connect AUH100F and Go to "Displays" in "System Preferences".



**Step 10:** To move the position of a display, click and hold the display you wish to move then drag it to the desired position. If your computer is connected to more than two displays you can specify that some are mirrored and others in extended mode.

## Function Modes



## Technical Support

If you need further assistance, please contact the Aluratek support department for troubleshooting prior to returning this device.

E-mail: [support@aluratek.com](mailto:support@aluratek.com)  
 Web: [www.aluratek.com/support](http://www.aluratek.com/support)  
 Local (Irvine, CA): 949-419-6504  
 Toll free: 1-866-580-1978

## Radio and TV Interference Statement

**WARNING!!!** This equipment has been tested and found to comply with the limits of a Class B digital device, pursuant to part 15 of the FCC rules. These limits are designed to provide reasonable protection against harmful interference in a residential installation.

This equipment generates, uses and can radiate radio frequency energy and, if not installed and used in accordance with the instruction, may cause harmful interference to radio communications. However, there is no guarantee that interference will not occur in a particular installation. If this equipment does cause harmful interference to radio or television reception, which can be determined by turning the equipment off and on, the user is encouraged to try to correct the interference by whatever measures may be required to correct the interference.

## Warranty

Aluratek warrants this product against defect in material or workmanship for **1 Year** from the date of purchase.

This warranty becomes invalid if the factory-supplied serial number or "warranty void" sticker has been removed or altered on the product.

- This warranty does not cover:
- A) Cosmetic damage or damage due to acts of God
  - B) Accident, misuse, abuse, negligence or modification of any part of the product.
  - C) Damage due to improper operation or maintenance, connection to improper equipment, or attempted repair by anyone other than Aluratek.
  - D) Products sold AS IS or WITH FAULTS.

IN NO EVENT SHALL ALURATEK'S LIABILITY EXCEED THE PRICE PAID FOR THE PRODUCT FROM DIRECT, INDIRECT, SPECIAL, INCIDENTAL, OR CONSEQUENTIAL DAMAGES RESULTING FROM THE USE OF THE PRODUCT, ITS ACCOMPANYING SOFTWARE, OR ITS DOCUMENTATION.

Aluratek makes no warranty or representation, expressed, implied, or statutory, with respect to its products, contents or use of this documentation and all accompanying software, and specifically disclaims its quality, performance, merchantability, or fitness for any particular purpose. Aluratek reserves the right to revise or update its product, software or documentation without obligation to notify any individual or entity.