



CyberTrack V1 Desktop Webcam



Model: CyberTrack V1

QuickGuide English

www.adesso.com

①

LIMITED WARRANTY

Adesso provides a one year limited warranty for all of its products against defects in material and workmanship.

During this period, Adesso will repair or replace any product which proves to be defective. However, Adesso will not warranty any product which has been subject to improper freight handling, shipping abuse, neglect, improper installation or unauthorized repair. The warranty will not cover products installed with components not approved by Adesso and products where the sealed assembly trace has been broken.

If you discover a defect, Adesso will, at its option, repair or replace the product at no charge to you provided you return it during the warranty period with freight charges pre-paid to Adesso. Before returning any product, you must obtain a Return Merchandise Authorization number (RMA). This RMA # must be clearly marked on the outside of the package you are returning for warranty service. Be certain to also include your name, shipping address (no PO Boxes), telephone number, and a copy of the invoice showing proof of purchase in the package.

SUPPORT

We have listed most of our FAQ's (Frequently Asked Questions) at: <http://www.adesso.com/faqs.asp>. Please visit our FAQ Service & Support pages before you contact our E-mail or Telephone Support.

Email Support: If our FAQ's do not help you resolve your issues, please email support@adesso.com

Telephone Support:
Toll Free: (800) 795-6788
9:00AM to 5:00PM PST Monday - Friday

②

INTRODUCTION

Adesso's CyberTrack V1 Desktop Webcam features a true 300k pixels sensor that allows you to record and share colorful VGA quality video with fine detail. This webcam offers you broad Instant Messenger compatibility, so you can enjoy video conferencing with today's most popular Instant Messenger applications. This webcam also includes an integrated wide-angle microphone that lets your voice be heard loud and clear, whether you are chatting with loved ones or doing business on a video call. With all these great features, you can easily record and transmit your videos to everyone!

SPECIFICATIONS

- Image Sensor: 1/10" CMOS Sensor
- Interface: USB
- Resolution: 300K Pixels
- Frame Rate: 8 fps at 640 x 480
8 fps at 320 x 240
- Focus Setting: Manual

REQUIREMENTS


- Hardware: VGA Display Card Supported with DIRECTX
- Operating System: Windows® 7, Windows® Vista & Windows® XP
- Connectivity Interface: USB port

③

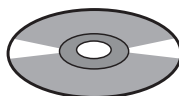
CONTENTS



A
CyberTrack V1 Webcam

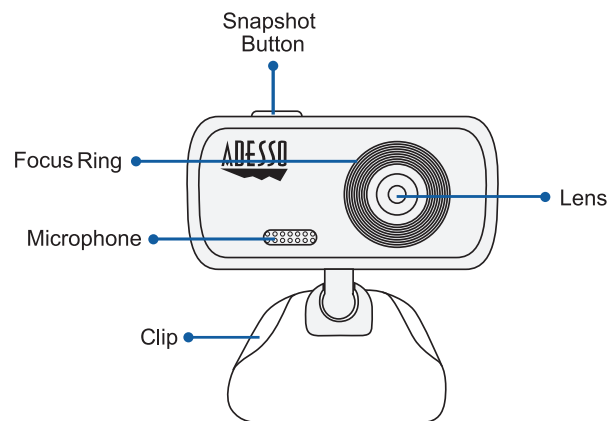


B
Quick Start Guide



C
Driver & Software CD

DESCRIPTION




NOTE: To adjust focus use the Focus Ring located in front of lens.

④

INSTALLATION

1. Flip and clip webcam on monitor edge or lay flat on desktop.

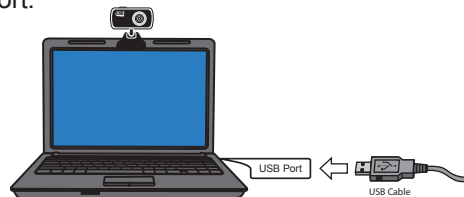


Flip & Clip

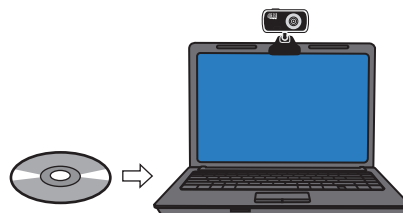


Lay Flat

2. Turn your computer ON and then plug the webcam USB cable into an available USB port.



3. Insert the enclosed Driver & Software CD into the CD-ROM drive of your computer. Then installation menu will pop up automatically (click **setup.exe** if installation menu does not run automatically).



⑤

4. Click **DRIVER SETUP** from installation menu to install webcam driver, after driver installation click **WEBCAM COMPANION 4** (optional) for bonus webcam features software installation.

Note: Webcam Companion 4 license key is located on software CD envelope.



5. After the installation is complete, your webcam is ready to be used with your instant messenger applications or with Webcam Companion 4 software.

Video & Audio Setup for Instant Messenger

Use the following setup instructions according to your instant messenger application settings:

1. Select the video source "**USB2.0 PC CAMERA**"
2. Select the audio source "**USB2.0 MIC**"
3. Hit "**Save**" or "**Apply**" for the update settings

Note:

For more help on using Webcam Companion 4 see user manual on enclosed Driver & Software CD.

⑥