

# Competitive Face-off

## Xerox® WorkCentre® 6505 vs. Brother® MFC-9460

### With the WorkCentre 6505, customers get:

- Excellent value
- Solid performance
- Better ease-of-use
- Advanced functionality
- The Xerox Total Satisfaction Guarantee







Features	WorkCentre 6505	Brother MFC-9460CDN
<b>Excellent value</b> The WorkCentre 6505 gives users a true network multifunction device — stand alone Scan to Email and essential digital workflow features. It also offers true Adobe® PostScript® 3™ and better media handling.	WorkCentre 6505DN: \$699* <ul style="list-style-type: none"> <li>• True network multifunction</li> <li>• True Adobe PostScript 3</li> <li>• 16 lb bond – 80 lb cover from tray</li> </ul>	MFC-9460CDN: \$599* <ul style="list-style-type: none"> <li>• Lacking key network multifunction features</li> <li>• PostScript 3 emulation</li> <li>• 16 – 28 lb bond from tray</li> </ul>
<b>Solid performance</b> The MFC-9460CDN is rated at 1 ppm higher; however, real-world printing simulations prove the WorkCentre 6505 is much faster. Add in the blazingly fast first-page-out-time to see true gains in productivity.	First-page-out-time: As fast as 12 seconds color/black-and-white	First-page-out-time: 16 seconds color/black-and-white
<b>Easy-to-use control panel</b> The WorkCentre 6505 control panel is straight forward and efficient. The MFC-9460CDN has a back-lit LCD, but the menu structure is complex, and button placement isn't ideal.	<ul style="list-style-type: none"> <li>• Wide, 4-line back-lit LCD</li> <li>• Straight forward menu structure</li> <li>• Supplies gauges</li> </ul>	<ul style="list-style-type: none"> <li>• Narrow, 5-line back-lit LCD</li> <li>• Complex menu structure</li> <li>• No supplies gauges</li> </ul>
<b>Exceptional productivity</b> The WorkCentre 6505 provides users with a host of features that streamline office efficiency.	<ul style="list-style-type: none"> <li>• LAN fax from print driver</li> <li>• Network scan to FTP / SMB</li> <li>• ID Card Copy</li> <li>• Run black feature</li> </ul>	<ul style="list-style-type: none"> <li>• Separate application required for LAN Fax (Control Center)</li> <li>• Network scan to SMB not supported</li> <li>• No ID Card Copy</li> <li>• No run black feature</li> </ul>
<b>Advanced email features</b> The WorkCentre 6505 gives users much better flexibility with stand alone Scan to Email, a necessary feature in today's office. The MFC-9460 doesn't support stand alone Scan to Email. Instead, users must run the Control Center application from their PC.	<ul style="list-style-type: none"> <li>• Supports LDAP, Walk-up and Scan to Email, Scan to SMB and FTP</li> <li>• Adjustments can be made for: file type, resolution, document size, color mode, lighten/darken, sharpness, contrast, auto exposure, and margins</li> </ul>	<ul style="list-style-type: none"> <li>• No support for LDAP or Scan to SMB, only Scan to FTP. Walk-up Scan to Email only supported when Control Center is used from PC</li> <li>• Adjustments can only be made for: color mode, resolution, and file type</li> </ul>
<b>Superior driver/software install</b> Users will be up and printing in under a minute when installing just the print driver; and if the scan driver is installed, the process is complete in just over 2 minutes. In contrast, the Brother driver takes 1 minute, 40 seconds to install, and installing the entire software suite lasts 7 minutes, 46 seconds and forces the user to reboot.	Print driver installed in 53 seconds, Print & Scan driver installed in 2 minutes, 4 seconds	Print driver installed in 1 minute, 40 seconds, Brother MFP Suite takes nearly 8 minutes (7 minutes, 46 seconds) and forces the user to reboot!

### Better real-world performance

The Brother MFC-9460CDN has a slightly faster print engine at 25 ppm color/monochrome output. However, the WorkCentre 6505 outperforms the Brother device in real-world office environments, easily handling Adobe Acrobat PDF files, Microsoft® Office® documents, and everyday general office files. In fact, the WorkCentre 6505 device's first-page-out-time is 4 seconds faster than the MFC-9460CDN, which is particularly important considering most office print jobs are less than 3 pages in length.

Product specifications	WorkCentre 6505	Brother MFC-9460CDN
<b>Print speed (up to)</b>	24 ppm color / black	25 ppm color / black
<b>First-page-out-time</b>	As fast as 12 seconds color / black	As fast as 16 seconds color / black
<b>Processor</b>	533 MHz	400 MHz
<b>Memory (std / max)</b>	256 MB / 768 MB	160 MB / 384 MB

Real-world performance**		WorkCentre 6505	Brother MFC-9460CDN
	2-page Acrobat PDF	16 seconds	28 seconds
	1-page B/W email	16 seconds	19 seconds
	Photoshop TIFF	11 seconds	15 seconds
	1-page color bar	15 seconds	22 seconds

\* All prices are U.S. estimated retail prices.

\*\* Tested using industry standard PageSense performance measuring software.

# Xerox® WorkCentre® 6505

## Advantages

### Excellent copy reproduction



Original

The WorkCentre 6505 gives users an outstanding copy of the original.

The lady in the image isn't oversaturated; her skin tones are very similar to the original. In addition, the yellow text box is much closer in color to the copied page.

The MFC-9460 leaves much to be desired when compared to the original. The lady's skin tone is almost indistinguishable from the original. In addition, the yellow text box is darker than the copied file.

### Outstanding color output

The benefit of choosing Xerox over Brother is evident in the images shown below.



**WorkCentre 6505**  
 • Better detail  
 • No loss of information



**Brother MFC-9460CDN**

Notice the white gap between the letters and surrounding color in the output from the MFC-9460; the WorkCentre 6505 has much better accuracy bringing the surrounding color right to the edge of the letter.



**WorkCentre 6505**  
 • Accurate transitions  
 • True image reproduction



**Brother MFC-9460CDN**

Notice how the WorkCentre 6505 reproduces a photograph with smoother transitions and more life-like quality; the MFC-9460 reproduction is mottled and grainy.



**WorkCentre 6505**



**Brother MFC-9460CDN**



**WorkCentre 6505**  
 • Better edge definition  
 • Crisp color transition



**Brother MFC-9460CDN**

Notice how distinct the borders are in output from the WorkCentre 6505; colors are clearly separated. The MFC-9460 output isn't as precise or crisp.

### Easy-to-use control panel

For the Xerox WorkCentre 6505, all the major tasks: Copy, Fax, Print, and Scan, are easily accessible by the push of a single button on the control panel. All activities are grouped together making it more efficient for users to interact with the control panel. There is also easy access to speed dial shortcuts when faxing as well as job status and system information.

On the Brother MFC-9460CDN, all the major tasks are available on the control panel, but the layout isn't efficient. Some functions are accessed by interacting with the menu & arrow buttons on the LCD, while others are removed from the LCD, and they are organized by fax, copy, or print. There are speed dial shortcuts on the control panel, but there is no access to job status or system information without navigating the LCD.



**Xerox WorkCentre 6505**  
 Intuitive navigation and easy-to-read 4-line, backlit LCD with straight-forward menu structure.



**Brother MFC-9460CDN**  
 The 5-line backlit LCD is relatively easy to read, but the menu structure leaves much to be desired and there aren't any toner gauges.

