

IPS Edge LED Super Narrow Bezel

▶ **32WL30MS-B**

32" class (31.5" measured diagonally)



Features

TCO Total Cost of Ownership

The 32WL30MS-B display is Energy Star® 5.1 compliant consuming approximately 40% less energy than non-compliant models. In standby mode, they use less than one watt of power and meet the environmental regulations such as EPA and Erp, while excluding the use of harmful materials (RoHS) and reducing CO2 emissions.

IPS In Plane Switching

Super IPS accurately display an image's quality and color at an 178° ultra wide viewing angle. There is no fall-off in color accuracy and no diversion in contrast ratio at wide angles. From bright sunlight to the most challenging lighting environments these displays are designed to reproduce and maintain the ultimate color temperature for lifelike images.

BEZEL WIDTH

The 32WL30MS-B with improved bezel widths of 18.9mm (left/top)/26mm (right/bottom) will draw attention to screen images and not the display for impactful messaging. With the ability for a 15x15 matrix the image will almost seamlessly broadcast larger than life images.

Specifications

Native Display Resolution 1920 X 1080 (FHD)

High Brightness 400 cd/m²

Contrast Ratio 1,300:1 (Typ.), 500,000:1 (DCR)

Super IPS 178° Viewing Angle viewing angle and life expectancy enhanced in portrait and landscape mode

Viewing Angle and Life Expectancy Portrait and Landscape Mode

RGB, DVI, HDMI and DP

RJ-45 LAN Control

RS-232C Control

Convenient External Speaker-Out

Energy Star® 5.1 compliant

Smart Energy Saving

Split Zoom (Self Video Wall) Up to 15 x 15 matrix

Bezel Width 18.9mm (left/top)/26mm (right/bottom)

Temperature Sensor


USB Playback

3-Year Limited Warranty Parts/Labor/Backlight

IPS Superb Picture Quality

NO BLACKENING DEFECT

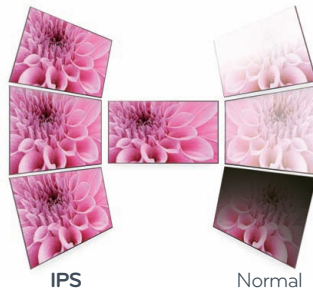
Display has a built-in temperature control that adjusts to light and heat eliminating dark or blackened areas.



If the outdoor temperature is 86°F the surface temperature of display is 185°F

TRUE WIDE VIEWING

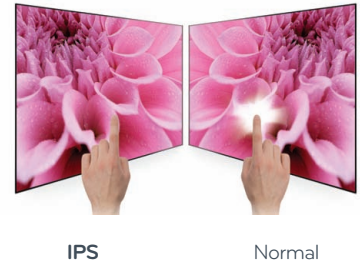
Color changes and distortion are eliminated from any viewing angle.



Color change average @ 60°
Gamma change average @ 60°

PANEL STABILITY


Minimized image distortion when external pressure is applied.



IPS Normal

Wide Viewing Angle

Provides a clear image virtually at any angle.



LED

High Picture Quality & Brightness

Clear and vivid picture quality with the deepest black. Consumes approximately 40% less energy the LCD models.

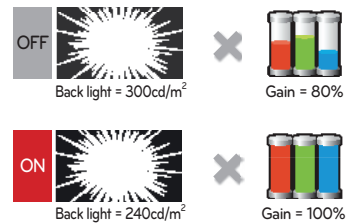


Improved Bezel & Depth



Smart Energy Saving

Reduce energy consumption by approximately 30%



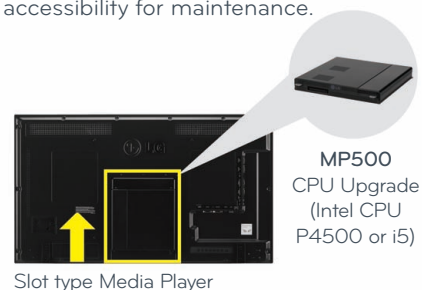
Easy & Fast Delivery of Content

USB multi-media playback.



Easy Installation & Maintenance

The MP500, external Media Player, has a slim profile and will help your signage look professional while providing easy accessibility for maintenance.





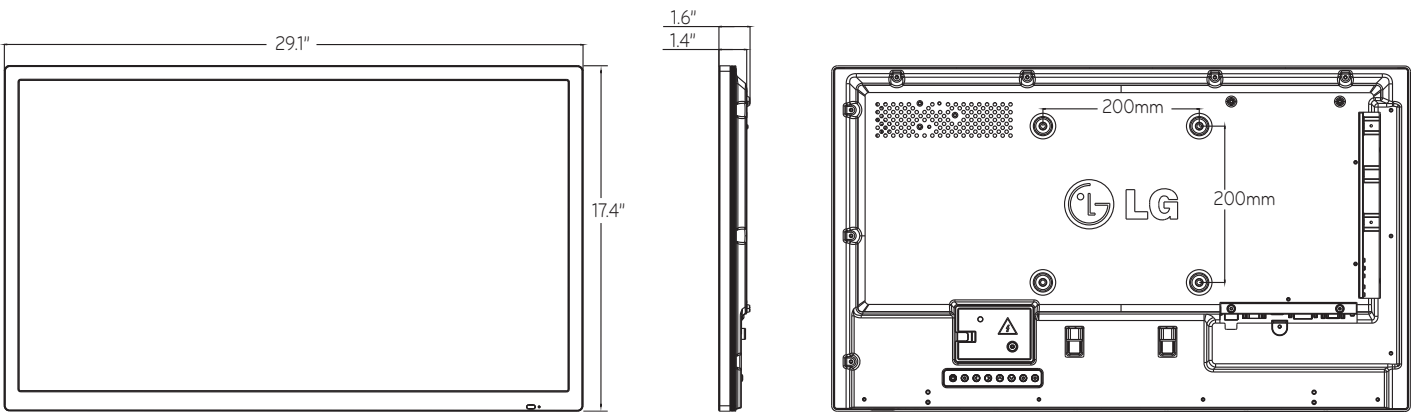
LIFE'S GOOD...

when it's green.

LG is committed to improving product development, manufacturing and usage to meet the demand for products with environmentally friendlier features. Our televisions have technologies to reduce power consumption and in return increase cost savings per room.

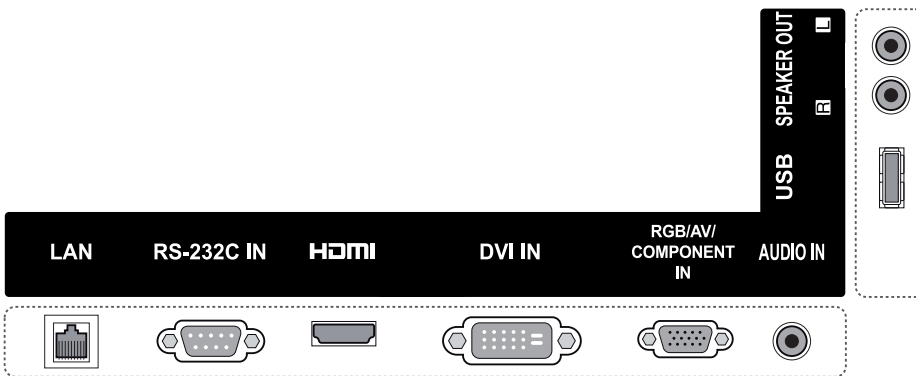
EcoSmart

- **Intelligent Sensor** - Continually monitors room light conditions to automatically optimize the picture quality for a more enjoyable viewing experience, which can help save energy.
- **Dynamic Power Savings** - Using built-in algorithms, TV will automatically reduce the power consumption based on incoming video, while maximizing picture performance.
- **Static Power Savings** - Picture brightness level can be set at the preferred power consumption level to reduce power and increase energy savings.
- **CEC Compliant** - Meets the Appliance Efficiency Regulations of the California Energy Commission.
- **RoHS Compliant** - Meets directive on restriction of hazardous substances.
- **Energy Star 5.1 Qualified** - Meets current reduction requirements of energy consumption.



Rear Jack Panel

Side Jack Panel



IPS Edge LED Super Narrow Bezel

▶ 32WL30MS-B

32" class (31.5" measured diagonally)



PANEL	Model	32WL30MS-B
	Panel Size	32" (31.5" measured diagonal)
	Panel Technology	IPS
	Aspect Ratio	16 : 9
	Native Resolution	1920 x 1080 (FHD)
	Pixels(H x V x 3)	6,220,800
	Brightness	400cd/m ²
	Contrast Ratio	1,300:1
	Dynamic CR	500,000 : 1
	Color Gamut	68%
	Tni	110°
	Viewing Angle	178° / 178°
	Color Depth	16.7 Million
	Response Time	25ms (G to G), 16.4ms (40.0°C)
	Surface Treatment	Hard Coating(2H), Anti-glare(Haze <1%)
	Life time	60,000 Hrs
	Orientation	Portrait and Landscape
VIDEO (PC)	Max Input Resolution	1920 X 1080@ 60Hz (RGB,HDMI/DVI-D)
	Rec. Resolution	1920 X 1080@ 60Hz (RGB,HDMI/DVI-D)
	H-Scanning Freq	30 ~ 67.5 kHz (RGB, HDMI/DVI-D)
	V-Scanning Freq	60Hz(RGB, HDMI, DVI-D)
	Pixel Frequency	148.5 MHz (RGB, HDMI/DVI-D)
	Picture mode	Vivid, Standard , Cinema, Sports, Game
	Color temperature	Warm, Medium , Cool
INPUT (Rear)	Digital	HDMI(1), DVI-D(1) with HDCP for all input
	Analog	RGB(1), Shared Component(1), AV (1)
	Audio	RGB/DVI-D(3.5Φ 1)
	External Control	RS232C(1), RJ45(1)
	USB	USB(1)
	HDTV Formats	HDMI : 720p, 1080p
OUTPUT (Rear)	Audio	External speaker
	External Control	RS232C(1)
AUDIO	Balance	Yes
	Audio Power	20W (10W x 2)
	Speaker on/off	Yes
	Clear Voice II	Yes
	Sound Mode	Standard, Music, Cinema, Sports, Game

CABINET	Model	32WL30MS-B
	Bezel Width	18.9mm(Top/Right/Left), 26mm(bottom)
	Monitor Dimensions	29.1" x 17.4" x 1.4" (W x H x D) (head only)
	Monitor Weight	17.4 lbs. (head only)
	Monitor with Optional Stand	29.1" x 19.6" x 11.9" (W x H x D)
	Weight	19.1 lbs. (head +stand)
	Monitor with Opt. Stand & Speaker	29.1" x 19.6" x 11.9" (W x H x D)
	Weight	20.9 lbs. (head+stand+speaker)
	Carton Dimensions	31.7" x 23.3" x 4.5" (W x H x D)
	Packed Weight	21.6 lbs.
	VESA™ Standard Mount Interface	200mm x 200mm
SPECIAL FEATURES	Temperature Sensor	
	Tile mode, Natural mode (Up to 15 x 15)	
	Brightness/Contrast/Backlight	
	Position/Size	
	Auto Config/Phase	
	Input Label	
	Auto Power/Source Memory	
	Smart Energy Saving (Yes, Off/Minimum/Medium/Maximum/Screen Off/Auto)	
	Clock, On/off Time, Sleep Timer, Power on Delay, Auto off, Automatic standby	
	Multi-media playback	
	File Play with USB	
	PIP/PBP	
ISM Method		
Key Lock		
ENVIRONMENT CONDITIONS	Operation Temp.	0°C ~ 40°C
	Operation Humidity	10% ~ 80%
POWER	Power Supply	100 -240V~, 50/60Hz
	Power Consumption	Normal (Typical) 65W
		Smart Energy Saving on 45W
		DPMS Off 1.0W(RGB) Power Off 0.5W
STANDARD CERTIFICATION	Safety	UL / cUL / CB scheme / TUV
	EMC	FCC Class "B", VCCI, C-Fick, CE, KCC
	Erp/Energy Star	Yes / Yes(Energy Star 5.1)
MEDIA PLAYER	External Media Player Attachable	
SOFTWARE	SuperSign Elite-w lite Editing, Scheduling, Distribution & Play, Control	
WARRANTY	3-Year Limited Warranty (Parts/Labor/Backlight)	
UPC	7 19192 19083 2	
OPTIONAL ACCESSORIES	SP-2000 (Speaker)	
	ST-320 (Stand)	
	MP500 (Media Player)	



LG Electronics U.S.A., Inc.
HE B2B Division
2000 Millbrook Drive
Lincolnshire, IL 60069

Customer Service: 888.865.3026
www.LGsolutions.com/support

Contact your LG Regional Sales Representative:
Channel: 800.897.8871
Hospitality: 800.228.1236
E-mail: info@LGsolutions.com

SPEC_32WL30MS-B_121209-PR



All screen images are simulated. Dimensions and weights are approximate. Design, specifications, and features subject to change without notice.

© Copyright 2012 LG Electronics USA, Inc. All Rights Reserved. "LG Life's Good" is a registered trademark of LG Corp.

ENERGY STAR is a registered trademark of the U.S. Environmental Protection Agency. In Plane Switching is a trademark of LG Philips LCD Ltd. VESA is a trademark of Video Electronics Standards Association. HDMI, the HDMI logo and High-Definition Multimedia Interface are trademarks or registered trademarks of HDMI Licensing LLC.

All other product and brand names are trademarks or registered trademarks of their respective companies.

Printed in the USA. January 2013